


TRACK-FIELD Guide

John Giffney

1978



Nat Page

\$2



ON THE COVER: Big Eight high jump champ Nat Page, who set a conference outdoor record by clearing 7-4½ in 1977 as a sophomore. In his freshman season at the University of Missouri, the Evanston, Illinois, jumper cleared 7-2¼ to win the outdoor meet event, duplicating the height to place third at the 1976 collegiate championships. Despite matching the performance (7-3¼) of last year's NCAA indoor winner, UTEP's Greg Joy, Page dropped to the runner-up spot on the basis of more misses. The Tiger physical education major tied the Texas Relays mark of 7-3 in winning there, finished second at the Kansas Relays with a 7-1¼ jump and won the Drake Relays with another 7-3 clearance during the spring of '77. After his Big Eight record placed him sixth on the list of all-time jumps by collegians, Page managed just 7-1 and seventh place at the 1977 national collegiate championships.


PUBLISHED ANNUALLY by The National Collegiate Athletic Association. J. Neils Thompson, Professor of Civil Engineering, University of Texas, Austin, *President*; Edgar A. Sherman, Chairman, Health and Physical Education and Director of Athletics, Muskingum College, *Secretary-Treasurer*; Walter Byers, *Executive Director*.

EDITORIAL AND SALES OFFICES: NCAA Publishing Department, P.O. Box 1906, Shawnee Mission, Kan. 66222 (913-384-3220). Ted C. Tow, *Assistant Executive Director*; Wallace I. Renfro, *Director of Publishing*; Maxine R. Alejos, *Circulation Manager*; Lavonne G. Anderson, *Publishing Production Manager*; Sheila M. Flanagan, *Publications Editor*; Dale M. Meggas, *Research Assistant*; David P. Seifert, *Publications Editor*.

NCAA EXECUTIVE AND ADMINISTRATIVE OFFICES: U.S. Highway 50 and Nall Ave., P.O. Box 1906, Shawnee Mission, Kan. 66222 (913-384-3220). Walter Byers, *Executive Director*; Thomas C. Hansen, *Assistant Executive Director*; William B. Hunt, *Assistant Executive Director*; Thomas W. Jernstedt, *Assistant Executive Director*; Louis J. Spry, *Controller*; James H. Wilkinson, *Assistant Executive Director*; S. David Berst, *Director of Enforcement*; David E. Cawood, *Director of Public Relations*; J. Brent Clark, *Enforcement Representative*; C. Dennis Cryder, *Director of Productions*; James E. Delany, *Enforcement Representative*; Melvin D. Dodd, *Enforcement Representative*; Marjorie Fieber, *Business Manager*; Michael M. Gilleran, *Enforcement Representative*; Ralph W. McFillen, *Assistant Director of Events*; Hale McMenamin, *Assistant Director of Enforcement*; Michael C. Mesh, *Enforcement Representative*; Jerry A. Miles, *Director of Events*; Robert J. Minnix, *Enforcement Representative*; Stephen R. Morgan, *Enforcement Representative*; David Pickle, *NCAA News Editor*; Dennis L. Poppe, *Assistant Director of Events*; James W. Shaffer, *Assistant Director of Public Relations and Promotion*; Ronald J. Stratten, *Assistant Director of Enforcement*; Fannie B. Vaughan, *Administrative Assistant*; Shirley Whitacre, *Administrative Assistant*; Thomas E. Yeager, *Enforcement Representative*.

STATISTICS AND SCHEDULES: NCAA Statistics Service, P.O. Box 1906, Shawnee Mission, Kan. 66222 (913-384-3220). John T. Waters, *Director of Promotion*; Jim Van Valkenburg, *Director of Statistics*; Steve Boda, *Associate Director of Statistics*; Gregory L. Mauldin, *Administrative Assistant*; Jules L. Winn, *Administrative Assistant*; James F. Wright, *Administrative Assistant*.

ADDRESS ALL CORRESPONDENCE to the Editorial and Sales offices, including requests for written permission to reprint any material appearing in this book.



THE HANDOFF—Lloyd Johnson passes the baton to Rayfield Beaton during regular season action that provided a tune-up for Southern Cal's victory in the 1600-meter relay at the NCAA championships. The two were the heart of the Trojan quartet, sandwiched between the Andrews boys, Joel and Tom.

NATIONAL PREVIEW-REVIEW

Scholarship Limits Balance Talent, Making Title Quest More Difficult

By **BOB PAYNE**

Executive Sports Editor, The Spokane Spokesman-Review

The NCAA Track and Field Championships return to the University of Oregon in Eugene this spring, meaning fast tracks and records—and Ducks—might share trackside conversation with scholarship limits and foreign athletes.

Hayward Field's reputation gives hope of super marks and exciting competition, and Eugene's famous fans hope they can whip up a serious challenge by the home team.

All of it could happen. Eleven of 19 individual champions return; and one of them, Washington State's Samson Kimombwa, brought back the world 10,000-meter record.

Oregon, meanwhile, significantly has bolstered a good dual meet team into an NCAA contender, perhaps the Ducks' best since the last time the meet was held in Eugene, 1972. And longtime coaches won't forget how Oregon crushed the field in 1964 in Eugene.

BUT BECAUSE OF THOSE favorite coaching topics, scholarship limits and foreign athletes, the follow-up to 1977's Champaign meet may be wide open.

Arizona State coach Baldy Castillo, whose Sun Devils rose from third in the Western Athletic Conference to first in the NCAA last year, gave his perspective: "I've always maintained that winning the national collegiate title in track was the hardest thing of all, because you're up against the best in the world—everybody's literally world class. It's an accomplishment for any team, no matter where your athletes are from."

Washington State's John Chaplin, whose Kenyan trio of Kimombwa, Joshua Kimeto and Henry Rono (along with Texas-El Paso's James Munyala) will make it tough for Oregon to bring its distance strength into play, says there wouldn't be such a "foreign athlete issue" without the current scholarship limits.

"I'd like to have more rides, too, and think we need more," says Chaplin. "But one thing about the limits—more schools have a shot at winning the NCAA."

Castillo agrees "... it's going to be tougher for the schools which used to have numerical strength. But you're not going to see the USC's and UCLA's dropping down. They may have fewer people, but you know they'll be quality people. It's just that more teams have a shot."

CASTILLO'S Sun Devils are in their final WAC year, on the way to the soon-to-be Pac-10.

Those two conferences controlled the top six spots at Champaign, and all of the pursuers—UTEP, USC, WSU, UCLA and Brigham Young—remain contenders for 1978.

Bob Payne has been covering track for The Spokesman-Review since 1963, about the time Gerry Lindgren was creating increased interest in the sport around Spokane.

The 1960 Stanford graduate has been to 13 of the last 14 NCAA meets, in addition to various Olympic trials, AAU meets and the Montreal Games.

Payne witnessed his first world record while a student at Stanford, Bob Gutowski's pole vault in 1957.

During cross country season, the Guide's national preview author takes time out to cover college football. The added duties of executive sports editor have been his since 1975.



But there are a host of "perennial contenders" and some new threats, too.

Castillo is not counting on a rerun. "We'll have good individuals again but not enough to repeat as NCAA champion." Along with 400 champ Herman Frazier, ASU must do without high jump champ Kyle Arney, who'll sit out the year to catch up on academic credits.

But with WAC sprint champs Tony Darden and Gerald Burl, NCAA long jump placer Dannie Jackson and lots of sprint and jump depth, the Sun Devils won't be helpless.

UTEP's Ted Banks also fears he lost too much. Most other coaches think the Miners, who won in 1975, are a prime threat.

Three-time steeplechase champion Munyala and discus defender Svein Walvik lead the Miners, along with hammer runner-up Emmitt Berry and 10,000 placer Kip Sirma. The Miners add middle distance runners Kenyan Peter Lemashon and countryman James Kipngetich, plus prize U.S. recruits Jerome Deal (sprints) and James Headley (discus).

BYU, SIXTH LAST YEAR, looks stronger yet. Coach Clarence Robison returns decathlon champ Tito Steiner, indoor three-mile champ Luis Hernandez, steeplechaser Henry Marsh and weightmen Kenth Gardenkrans and Per Nilsson.

JC decathlon stars Dennis Miller and Karl Johanson and 7-2 prep jumper Rob Olson head BYU's recruit crop, and former WAC 800 champ Alan Schultz returns from a mission.

USC loses NCAA MVP Tom Andrews, but coach Vern Wolfe has back LJ champ Larry Doubly and hopes for an injury-free NCAA for World Cup sprinter Clancy Edwards.

Vaulter Russ Rogers, sprinter Joel Andrews, Pac-8 high jump champ Tim Walker, hurdler Rich Graybehl and the 800 trio of Rayfield Beaton, Lloyd Johnson and David Omwansa also return. James Sanford, a 46.6 in the 440 as a prep, joins up.

AT WSU, CHAPLIN returns all 2½ Cougar NCAA indoor title points and 42 of 46 outdoor points. In addition to Kimombwa, Rono and Kimeto, Ian Campbell (indoor TJ) holds an NCAA title; and all-around weightman Paul Buxton and vaulters Brian Worden and Dennis Dudley are other national point threats.

Newcomers include another Kenyan overlander, Joel Cheruyiot, and two homegrown National Junior Olympic champs, Geoff Ramsey (400) and Keith Collins (decathlon).

Jim Bush's UCLA Bruins have a formidable "NCAA team"—all 35 points return.

Foremost are Olympian hurdlers James Owen and Greg Foster, World Cup vault champ Mike Tully and NCAA TJ runner-up Willie Banks. The newcomers are dandy—JC champs Charlie Brown (17-4 vault) and David Laut (61-9 SP) and transfer Joe Phillips (7-2 HJ).

Along with Oregon, other perennial contenders hoping to regain the Top 10 are Villanova, Tennessee, Kansas and San Jose State.

OREGON COACH BILL Dellinger welcomes back discus thrower Dave Voorhees after an injury-redshirt year and has some class recruits including prep superstars Bill McChesney (distance) and shot putter Vince Goldsmith.

McChesney falls in with a brilliant young corps including sophs Rudy Chapa and Alberto Salazar, Don Clary, Larry Hurst and Mike Friton. Olympic 1,500 man Matt Centrowitz, battling back from injuries, and vaulter Tom Hintnaus are other vets.

At Villanova, Jumbo Elliott returns his entire 3:04.87 mile relay team—NCAA 400 runner-up Tim Dale (45.5), Glenn Bogue, U.S. Junior 200 champ Derrick Harbour and 400 runner-up Keith Brown. Joining those four is prize 440 recruit Anthony Tufariello (46.0).

The Wildcats still have indoor champ/outdoor runner-up Mark Belger in the 800, plus Don Paige and IC4A triple jump champ Anthony Cooper.

Tennessee goes for its 15th straight Southeastern Conference title, with former NCAA sprint champ Reggie Jones trying, after injuries, to regain his old form.

With Ricci Gardner, 400 finalist Jerome Morgan, Lamar Preyor and Ronnie Harris, dash power is super; and recruits Antone Blair and Albertus Horne embellish it.

Past javelin champ Phil Olsen and TJer Paul Jordan also return.

Kansas is going for No. 12 in the Big Eight.

Coach Bob Timmons has Cluff Wiley, the U.S.-Soviet 100 winner, in the sprints, joined by Kevin Newell and David Blutecher; two-time Big Eight highs champ Anthony Coleman;

two vault champs in Tad Scales and Mark Metzger, and three 7-2 or better high jumpers in Jay Reardon, Steve Rainbolt and "comebacking" Keith Guinn (7-4).

At San Jose State, Ernie Bullard builds around two-time TJ champ Ron Livers and 1976 highs winner Dedy Cooper. Sprinter Ron Whitaker, 17-6 vaulter Greg Woepse, 61-10 putter Bob Feuerbach and such frosh as 9.4 Alabama sprinter Marcus Washington and 4:08 miler Stan Ross are other reasons the Pacific Coast loop champs will contend nationally.

And "new" challengers? Try Maryland, Auburn, Alabama and Houston.

Maryland has been winning IC4A titles with powerful field events, but the Terps haven't really made a strong NCAA bid—until now.

Coach Frank Costello has lots of veterans; but Renaldo Nehemiah, who ran the prep highs in 12.9—yes, twelve-nine—is the reason they're excited in College Park.

NEHEMIAH JOINS EXCELLENT vets such as NCAA highs placer Greg Robertson and IC4A or Atlantic Coast champs Ian Pyka (shot), Dennis Ivory (LJ), Andre Lancaster (200) and Brian Melly (HJ). Bob Calhoun (9.4) is another in a big recruiting crop.

Auburn and now Alabama are building SEC challengers to Tennessee.

Two-time 100 champ Harvey Gance, indoor 400 king Willie Smith and 100 finalist Tony Easley keep Auburn superswift; and intermediate hurdler James Walker is back, too.

Alabama coach John Mitchell found the answers to a lot of problems at Essex JC—national champs Joseph Coombs (45.7 in the 400) and TJer Maxwell Peters (52-5¼). They join excellent veterans including NCAA 400 finalist Darrell Gatson.

Houston could be the sleeper of the bunch. Coach Tom Tellez, Jim Bush's old assistant, brought along 8,000-plus decathlete Steve Alexander from UCLA to join current NCAA runner-up Rich Lacombe. With NCAA indoor 60 champ Greg Edmonds, SWC 400 champ Elrick Brown, Kevin Nance and some hot newcomers, the sprints are strong; and Houston has field strength with NCAA TJ placer Greg Caldwell and weightman Randy Coffman.

IF THE FOREGOING IS ARE "favorites"—and that's a bunch—a lot more athletes, and teams, will make noise in 1978. Skimming the regions:

FAR WEST—In the Pac-8, all's relative; and if USC, UCLA, WSU and Oregon entertain national title hopes, the rest have their individual threats.

Washington has two-time hammer champ Scott Neilson, still just a junior, plus national team hurdler Robert Gaines. Pac-8 javelin champ Duncan Atwood is another top veteran.

California has added Olympian Quentin Wheeler, who won the intermediates for San Diego State two years ago. JC sprinter-jumper Mike McRae bolsters the squad.

Stanford returns James Lofton, NCAA LJ fourth-placer and a valuable sprinter, too. U.S. Junior sprint placer Gordon Banks and Alan Sheats add speed.

Oregon State hopes for "comebacks" by injured 400 ace Curtis Byrd and former Pac-8 champs Scott Fisher (vault) and John Okoro (LJ).

NCAA 200 placer Jerry Jordan and jumper Bruce Smith are top returnees; Australian distance man Dave Smith and JC weightman Dave Fuller head the newcomers.

SAN JOSE DEFENDS its Pacific Coast Athletic Association title but may get a tussle from Long Beach State, which retains 18-2 Aussie vaulter Don Baird and lots of speed led by league champ James Williams, NCAA 400 finalist Hubert Beasley and Canadian Olympian Brian Saunders. To them add transfer Jim Neidhart, a 65-0 shot putter.

California-Irvine moves into the PCAA with AAU 1,500 champ Steve Scott and fellow Division II winners Ralph Serna and Eric Hulst in distances and Mauricio Bardales in the decathlon. U.S.-Soviet junior LJ winner Lamont King joins up.

San Diego State has hurdler Rhan Sheffield and decathlete Scott Young, plus half-miler Brian Donohue. Sprinter David Russell and Ned Armour (25-5½ LJ) are top recruits.

Fresno State has the U.S. Junior discus champ in Scott Eandler and javelin-decathlon placer Dennis Morley, joined by prep vault star Billy Jack Pierce.

Hayward State is a threat to repeat as Division II champ, with national champ Dave Haber (HJ) and runners-up Marvin Wamble (LJ) and Mark Sawyer (HJ) all returning.

ROCKIES—Both UTEP and BYU wound up just behind A-State in the NCAA meet, but

the superb WAC showing was offset by the fact no other conference team scored.

New Mexico, fourth in the WAC, surely would have scored except that coach Bill Silverberg missed the entry-declaration deadline. He promises that won't happen again and returns a fine group of runners minus 400 great Mike Solomon but including WAC 800 champ Sammy Kipkurgat and 8:33 steeplechaser Harrison Koroso.

Arizona hopes for an injury comeback by 1976 sprint champ Dwayne Strozier, returns World Junior cross country champ Thom Hunt and WAC decathlon runner-up Steve Jacobs and adds a dandy group of distancemen and jumpers headed by prep miler Dirk Lakeman.

Utah has sprint power with WAC runner-up Doug Parrell and Senegal Olympians Barka Sy and Adama Fall and has added 60-0 JC putter Roy Martin. Colorado State returns 1:47.9 WAC 800 runner-up Don Frichtel. Wyoming recruited three of the nation's top preps in weightman Jared Finley, high jumper Mike White and long jumper Paul Bates.

IDAHO STATE GOES FOR its 11th Big Sky title in 15 years but has some graduation gaps. Idaho renews its challenge with hopes for an injury-free spring for Nigerian Olympian Ben Omiodale at 400 meters. Montana retains soph vault star Bill Halverson.

MIDLANDS—Oklahoma and Missouri hope to press Kansas in the Big Eight.

Missouri has a host of Big Eight champs in 7-4½ high jumper Nat Page, NCAA 400 placer Dele Udo, 26-plus long jumper Peppie Whitaker, shot putter Steve Clark and soph 800 flash Scott Clark. Hurdlers Godwin Obasogie, an NCAA placer; Dan Lavitt, U.S. Junior runner-up, and sprinter Ed Ofili are other veterans.

Oklahoma returns NCAA 200 champ William Snoddy and Drake Relays 800 surprise Randy Wilson, along with conference hurdles runners-up Colin Williams and Greg Byram.

Nebraska has NCAA indoor highs champ Jeff Lee, soph 400-800 star Scott Poehling and NCAA discus finalist Lee Kunz to make a bid. Iowa State hopes to crack the first division with league indoor mile champ Jeff Myers and 7-2 leaper Steve Kuehl.

KANSAS STATE HAS conference TJ champ Vince Parette and a good group of jumpers, plus 254 javelin thrower Frank Perbeck and vaulters Ron Nofsinger and Doug Knauss. Conference intermediate hurdles champ Chuck Roberts leads Oklahoma State.

Colorado, which returns 5,000-meter champ Mark Spilsbury, adds prep weight star Mark Sutherland and hopes for sprint help from footballer Melvin Johnson.

SOUTHWEST—Texas is going for its seventh straight SWC title and will be tough to dislodge, no matter how much of an "NCAA team" Houston builds.

Olympian Johnny Jones, second in the NCAA 100, leads Texas, and javelin thrower Porky Lyons and high jumper Terry Davenport are other SWC champs returning.

Rice has NCAA 100 placer Carlton Derrett and loads of hurdles power in SWC highs champ Doc King and IH placers Curtis Isiah and Jesse James.

Texas A&M recruited 16-10 prep vaulter Randy Hall to go with sprint sensation Curtis Dickey and returning SWC champs Bill Blair (vault) and Steve Stewart (discus).

ARKANSAS LOST Niall O'Shaughnessy but has another Irish miler in Michael Lowther. Mark Collins in the 800 and 7-2 high jumper Bill Wimberley return at Baylor.

Southland Conference champ Arkansas State finally must do without three-time NCAA vault champ Earl Bell but still has sprinter Ed Preston and hurdler Donnie Taylor.

MIDWEST—Illinois lost all 30 of its seventh-place NCAA points, and coach Gary Wieneke can't hope to replace superstars Charlton Ehizuelen and Craig Virgin. But the Illini can defend their Big Ten title with such veterans as 800 champ Tim Smith and Steve Schellenbarger, 400 man Cliff Hill and jumpers Rudy Reavis and Al Perryman.

Michigan returns all of its Big Ten champ 400 relay team, headed by 400 co-champ James Grace. There's also a good middle distance group including Mike McGuire.

Indiana returns NCAA finalist Robert Cannon, who goes with Wayne Pate and James Ewald for jump power, and also has back Big Ten 400 co-champ Tim Peters.

Wisconsin has past NCAA placers in miler Steve Lacy and hurdler Mike Murei, plus Big Ten champs in sprinter Lawrence Johnson and shot-putter Jeff Braun.

Michigan State, third last year, lost miler Herb Lindsay but returns U.S. Junior 100

champ Randy Smith and Rick Flowers, 1-2 in the Big Ten 200.

Minnesota may be on the rise, returning almost everyone, headed by distanceman Steve Plasencia and sprinter Robert Frazier. Purdue also looks for improvement, returning NCAA IH placer Noel Ruebel and Big Ten IH runner-up Ken Cammack. Ohio State returns distanceman Steve Crane. Iowa hopes to build around hurdles phenom Randy Elliott.

Southern Illinois will defend its Missouri Valley and Central Collegiate titles with national team sprinter Mike Kee and vaulters Tim Johnson and NCAA placer Gary Hunter.

Eastern Michigan defends its title in the Mid-American, where individual stars include NCAA indoor 1,000 champ Kelley Marsh of Ball State, 1,500 placer Tom Duits and steeplechaser Bob Lewis of Western Michigan, NCAA vault placer Roger Gilders and jumper Alfred Ogunfuyimi of Ohio, NCAA shot placer Bruno Pualetti of Central Michigan, 1,500 finalist Joe Dubina of Kent State and 800 man John Anich of Bowling Green.

SOUTH—If Auburn and Alabama intend to challenge Tennessee in the SEC, Florida can't be far behind. The Gators have two super recruits in prep discus recordman Dock Luckie and U.S. Junior decathlon champ Vince O'Reilly.

If national team 400 vet Evis Jennings gets another year of eligibility, Mississippi State could make a move, too. Georgia lost Olympic high jumper James Barrineau but retains SEC placer William Breeding; Louisiana State returns dash standout ReVey Scott.

IN THE ATLANTIC Coast Conference, everyone concedes another Maryland runaway; but the Terps don't have all the talent. North Carolina has national team distanceman Ralph King and other ACC champs in Don Lockerbie (800) and Gary Hofstetter (10,000).

North Carolina State adds world class sprinter Albert Lamotte of Ghana to a veteran group including NCAA shot finalist Joe Hannah and triple jumper James Coleman.

Clemson has two NCAA placers in javelin third-placer Stu Ralph and discus sixth-placer Mike Columbus and adds 8:48 two-miler Tommy Frey. Duke's Robbie Perkins gets another year in the distances, joined by prep standout Brett Hoffman. Virginia has two U.S. Junior teamers in distanceman Chris Fox and hurdler Karl Williams.

Florida State just keeps getting faster. The Seminoles return super-sprinter Mike Roberson and add prep sensation Cyril Wyatt (9.2) and former JC champ Kevin Johnson.

East Carolina has NCAA 200 placer Calvin Alston and semifinalist Otis Melvin.

MIDDLE TENNESSEE defends its Ohio Valley Conference title with even more jump power—two-time NCAA LJ placer Sheikh Faye and finalist John Do Doo were joined by the nation's top prep TJer, Greg (Dr. Leap) Artis.

Elsewhere in the OVC, East Tennessee returns 1,500 ace Ray Flynn and 26-plus long jumper Mike Halim; Western Kentucky retains distance strength, plus 20.9 sprinter Richard Hopkins and jumper Forrest Killebrew, and Austin Peay still has sprinter Johnny Williams.

Other Southern standouts include NCAA steeplechase placer Hilary Tuwei of Richmond, U.S. Junior TJ champ Larry Lowe of Georgia Tech, 400-meter placer Dennis Duckworth of Jackson State and world champion hurdler Edwin Moses of Morehouse.

EAST-MARYLAND and Villanova will dominate the IC4A, as is their custom; but things are lively throughout Eastern track. The Metropolitan Conference, for instance, may have the nation's best group of 800 men, including returning NCAA placers James DeRienzo of Fordham and Sam Summerville of Manhattan, plus Bill Martin of Iona.

NCAA sprint placer Calvin Dill of Seton Hall, veteran quarter-miler Kevin Price of Adelphi, hurdler Tim Hanlon and decathlete Joe Schneider of St. John's and Fairleigh Dickinson's amazing Franklin Jacobs, who stands 5-8 and high jumped 7-5 and 7-5½ for second in the NCAA and AAU, are other standouts from in and around New York.

Distance power remains evident, headed by West Point's Curt Alitz and Providence's John Treacy. Northeastern retains 8:33 steeplechaser Bruce Bickford.

Penn State lost some stars but still has 1,500 man Mike Wyatt and 8:40.4 steeplechaser Bruce Baden, joined by U.S. Junior IH champ Paul Lankford.

Penn brings back NCAA sprint finalist James Brown and decathlete Dave Morey. East Coast Conference champ Bucknell has distance star George Buckheidt.



LEAN-TWO—Coming down to the wire in the 100-meter race at the NCAA championships, Auburn's Harvey Glance just nipped Johnny Lam Jones from the University of Texas. Glance also anchored his Auburn team to a fourth-place finish in the 400-meter relay. (Photo credit—Neil I. Cohen.)

NATIONAL COLLEGIATE CHAMPIONSHIPS

No Need For World Marks To Create Excitement At Collegiate Showcase

By R.G. SMITHSON

Sports Writer, *The Knoxville Journal*

The 56th NCAA championships are proof you don't need world records, double winners or a bunch of superhuman individual performances to attract attention.

There were none of those things at the University of Illinois last June. But there was still plenty of excitement as the showcase of collegiate track and field unraveled with Arizona State's "all-Americas" scratching their way to the coveted team crown.

Consider the following notes from Champaign:

—Auburn's Harvey Glance won the shootout with Texas freshman phenom Johnny Jones in the glamour event—100 meters—and became the first sprinter in a decade to win back-to-back 100 titles at the collegiate meet.

—**UTAH STATE'S MARK ENYEART**, Washington State's Samson Kimombwa, Southern California's Larry Doubly and San Jose State's Ron Livers provided NCAA meet records.

—Arkansas State's Earl Bell and Texas-El Paso's James Munyala each scored a "turkey" by capturing third straight outdoor firsts in their specialties. Washington State's Joshua Kimeto and Washington's Scott Neilson successfully defended titles also.

Four other defending champs failed to repeat in '77.


—Southern Cal's versatile Tom Andrews was named the meet's MVP after winning the 400 intermediate hurdles and running with two victorious Trojan relay teams. Washington State's Kimombwa was high-point man with 18.

So there was more than enough about which to shout.

But it was a couple of previously unheralded athletes who slipped quietly into Champaign and pulled the biggest surprises. One was a senior, the other a freshman.

Scott Dykehouse, Florida senior and walk-on who tried out for the team on a lark three years earlier, was the most improbable of the 19 who won individual gold medals during the five-day meet.

Despite building his own pole vault standards in his back yard while in junior high, most of R. G. Smithson's track and field accomplishments have been journalistic ones for the Knoxville Journal since joining the paper in 1972.



Highlights of those years include national championship victories for the University of Tennessee, his alma mater, at the 1972 cross country competition and the 1974 outdoor track and field battle.

In addition to his track assignments, Smithson has covered NCAA championships in swimming and basketball—but track is first in his heart. He is a charter member of the Track and Field Writers.

The 6-0, 185-pounder was the eighth and final qualifier for the javelin finals, earning three more throws and a chance to place by a scant two inches. He moved up to seventh on his next-to-last throw.

DYKEHOUSE then led off the final round with a personal-record 258-5 and moved past Nebraska's Scott Sorchik into first place. The mark stood; and the Clermont, Fla., native was the 1977 NCAA champion.

"I was concentrating on having a good throw to move up one place so I could make all-America," said Scott, recalling

his thoughts just prior to the fateful toss. "Then it just happened."

William Snoddy, Oklahoma freshman from Tulsa, provided the other major surprise. Running in lane one after qualifying for the finals by a mere .02 of a second, Snoddy hit the tape first in the 200 meters, defeating such notables as Texas' Jones, Arizona State's Tony Darden and Kansas' Clifford Wiley.

Snoddy, who very nearly passed up the meet because of a run of bad luck, was clocked in 20.48 running into a four m.p.h. headwind. Darden was second in 20.52.

"That's not a surprise; that's a shock," Snoddy exclaimed. "I didn't even want to come to this meet because my luck has been so bad. I even got hit by a discus a month ago."

ASU's triumph was something of a surprise—to everyone except the Sun Devils.

"They picked us for fifth or sixth here," said ASU coach Senon "Baldy" Castillo, who saw the realization of a 28-year dream, "but we felt we could win all along."

Nicknamed "Baldy's Blazers" after breaking one world and two collegiate relay records earlier in '77, the Sun Devils scored in nine of the 21 events and picked up two gold medals—Herman Frazier in the 400 and Kyle Arney, another walk-on, in the high jump.

ASU FINISHED WITH 64 points, matching Southern Cal's winning total in '76. Texas-El Paso took three firsts and finished second with 50 points. Southern Cal had the most gold medals—four—and was third with 48 points.

Nine Sun Devils scored; and in contrast to the previous two NCAA outdoor champions (UTEP and USC), each of those 64 points was American born and bred. ASU became the first school since Tennessee in 1974 to win the outdoor crown without "foreign" points. And like Tennessee, the NCAA outdoor victory was the first in the school's history.

Frazier, a senior, led the charge with 14 points, anchoring two runner-up relay teams in addition to his 400 triumph. The prelaw honor student took the 400 in 45.51. Villanova's Tim Dale was second in 45.89. Auburn's Willie Smith, the 400 favorite, missed the final after pulling a muscle in the 400 relay finals.

ASU freshman Darden, a Philadelphia, Pa., native like Frazier, added 12 points with a second-place finish behind Snoddy in the 200 and legs on both relay teams.

"**WE KNEW HERMAN** and Tony would come through for us, but you need help from your little people, too," Castillo said. Among the "little people" was 6-7 high jumper Arney, a junior who wasn't even recruited out of high school.

Arney cleared 7-4, 7-5 and 7-6 on his third attempt at each height, the final clearance pushing him up to No. 3 on the all-time American list.

Fairleigh Dickinson's Franklin Jacobs, high jump runner-up at 7-5, was credited with a world record of sorts. Just 5-8, Jacobs jumped 21 inches above his height.

Auburn's Glance, 20-year-old sophomore, became the first sprinter to win successive 100 titles since Nebraska's Charles Greene won three straight from 1965 through 1967. Harvey won the much-talked-about duel with Jones despite a painful groin injury.

Glance had won both the 100 and 200 as a freshman, but with the injury being aggravated during Thursday's long qualifying session, he failed to advance out of his first 200 heat. But like a champion, he came back Friday to run away from the field in the 100.

HARVEY TOOK FIRST in 10.22. Jones, last out of the blocks, came back to take second in 10.27, just nipping Seton Hall's Calvin Dill (20.28).

Southern Cal didn't have a finalist in either the 100 or 400, holding out for solid pushes in both relays. The sprint foursome of Tom Andrews, Mike Simmons, Joel Andrews and Clancy Edwards roared home in 39.56 to nip Arizona State (39.60). The Andrews brothers were joined by Lloyd Johnson and Rayfield Beaton in the 4x400 victory.

Utah State's Eneyart, '75 champion who passed up the '76 meet, gave the U.S. its last victory in an individual race before the Kenyans of Washington State and Texas-El Paso took over in the distance events.

The Aggie junior threw away his game plan and led the 800, a tactician's race, virtually from start to finish, winning in 1:45.16. Villanova's Mark Belger, the NCAA indoor 880-yard champ, also came in under the old record, taking second in 1:45.85.

An American distance runner has not won at 1,500 meters or any race longer since 1974. The trend continued in '77 as a quartet of Kenyans—two each from WSU and UTEP—dominated the 1,500, 5,000, 10,000 and 3,000 steeplechase.

Washington State's Kimombwa chopped more than 12 seconds off the NCAA record in the 10,000, winning in 28:10.27. Craig Virgin of host Illinois was a distant second, but his time of 28:22.46 was also under the old record of 28:22.66 by three-time NCAA champion John Ngeno.


"It wasn't very nice to beat Virgin on his home track, but competition is competition—it isn't war," said Kimombwa, who was able to turn around Virgin's "home-track" advantage. "When the crowd was cheering for him (Virgin), I imagined it was for me."

UTEP's Munyala, NCAA steeplechase record holder, posted his "turkey" with an 8:29.51 clocking. "I wanted to run faster, but no one made me run faster," he said. As a senior in '78, Munyala could become only the second athlete to win four straight NCAA titles in the same event. The late Steve Prefontaine did it in the three-mile.

Cougar Kimeto won the 5,000 at 13:38.14 with Kimombwa second.

UTEP's Wilson Waigwa, previously NCAA runner-up in both the 1,500 meters and mile, took the 1,500 gold as a senior, running 3:39.89.

UCLA's James Owens, much the same as Waigwa, shed his bridesmaid tag by winning



CROSSING THE BAR—Arizona State high jumper Kyle Arney helped put the Sun Devils over the top in their struggle for the team title at the 1977 national collegiate championships. Arney cleared 7-6 to take the crown for his event, but the flopper missed three chances at a world record 7-7½.

the 110 high hurdles. The Bruin junior, runner-up as a freshman and sophomore, ran 13.46 with Arizona State's Rick Walker second.

USC's Tom Andrews won the intermediate hurdles in 49.48 with Mississippi State's Dennis Otono, a Nigerian, second. World record holder Edwin Moses of Morehouse College, the Division III champ, passed up the meet.

The jumping competition, except for the wind-plagued pole vault, was exceptional. USC's Doubley, just a freshman, and San Jose's Livers broke NCAA records in the long and triple jumps, respectively, with Arney coming close in the high jump.

Doubley, who began his career jumping over cars for quarter bets as a ninth grader, had two jumps of 26-11 $\frac{3}{4}$ although one was wind-aided. Illinois' Charlton Ehizuelen, a Nigerian who set the old record in 1975, was a close second at 26-11.

"I'm the tallest (6-8) long jumper in the world," said Doubley, who is also so near-sighted he has difficulty seeing the takeoff board. "The only disadvantage is that I have to have super stomach muscles to lift these long legs up."

Livers, also a '75 champion, won the triple jump at 55-3 $\frac{3}{4}$, with UCLA's Willie Banks a whisker back at 55-3 $\frac{1}{2}$. Four jumpers bettered the old record (54-8 $\frac{1}{4}$).

Arkansas State's Bell, a senior, added excitement to the pole vault, even though swirling winds held his winning mark to 17-6. He matched the three straight vault titles won by Rice's Dave Roberts (1971-73), though his winning jumps the first two years had been much better—18-1 and a meet-record 18-1 $\frac{1}{4}$ in 1976.

"I had only one jump with a favorable wind," Bell said. "I was praying for good wind on that last jump. If it hadn't been blowing in the right direction, I wouldn't have been able to jump 17-6 or anything close to that."

In the weights, it was an even split between Americans and foreigners. Florida's Dykehouse (javelin) and Stanford's Terry Albritton (shot put) recorded firsts for the U.S.; while Washington's Neilson, a Canadian, and Brigham Young's Svein Walvik, a Norwegian, took the hammer and discus, respectively.

Albritton, a transfer from Hawaii hampered by injuries throughout his career, won with a 67-3 $\frac{1}{2}$ effort. Neilson threw the hammer 228-4 and sophomore Walvik ousted defending champ Ralph Fruguglietti of Southern Cal with a discus toss of 198-11.

Brigham Young's Tito Steiner, an Argentinian, was crowned the NCAA's outstanding athlete after piling up 7,659 points in the decathlon. The 6-6, 195-pound freshman posted the top marks in the long jump, shot put and discus en route to the title.

TEAM SCORES

Arizona St. (AriS)	64	Nebraska (Ne)	8	Montana (Mo)	2
Tex.-El Paso (TEP)	50	Texas (Tex)	8	Fordham (Fo)	2
Southern Cal (SC)	48	Oregon (Or)	8	Manhattan (Man)	2
Washington St. (WaS)	46	Fair. Dickinson (FD)	8	Jackson St. (JS)	2
UCLA	35	Seton Hall (SH)	7	Central Mich. (CM)	2
Brigham Young (BY)	31	Clemson (Cl)	7	Providence (Pro)	2
Illinois (Il)	30	Arkansas (Ark)	6	California (Cal)	2
Auburn (Au)	20	Western Ky. (WK)	6	East Carolina (EC)	2
Villanova (V)	20	Northeastern (Northe)	6	Middle Tenn. (MT)	2
Stanford (St)	16	Fresno St. (FS)	6	Western Mich. (WM)	2
Oklahoma (Ok)	16	Missouri (Mis)	6	Colorado (Co)	2
San Jose St. (SJS)	14	Georgia (G)	6	Rice (Rice)	2
Kansas (K)	14	Southern Ill. (SI)	5 $\frac{1}{2}$	Long Beach St. (LB)	2
Tennessee (Ten)	13	Ohio (Oh)	5 $\frac{1}{2}$	Arizona (Ari)	1
Washington (Wa)	11	Maryland (Mar)	5	Wisconsin (Wi)	1
Arkansas St. (ArkS)	10	Howard (How)	4	North Carolina St. (NCS)	1
Florida (Fl)	10	Oregon St. (OS)	4	North Carolina (NC)	1
Utah St. (US)	10	Richmond (Rich)	4	Purdue (Pu)	1
Houston (Hou)	9	Army (Arm)	4	San Diego St. (SDS)	1
Mississippi St. (MisS)	8	Bucknell (Bu)	4	Pennsylvania (Pe)	1
Alabama (Al)	8				

Non-scoring teams with competitors in finals—Austin Peay (AP), Baylor (Ba), Bowling Green (BG), Cal.-Irvine (Cl), East Tennessee St. (ET), Georgia Tech (GT), Hayward St. (HS), Indiana (In), Kansas St. (KaS), Kent State (KeS), Los Angeles St. (LA), Memphis St. (MeS), Michigan St. (MicS), Minnesota (Min), Mt. St. Mary's (MSM), Penn State (PS), Principia (Pri), Rhode Island (RI), St. John's (StJ), Temple (Tem), Texas A&M (TAM), Texas Tech (TT), Wichita St. (WIS).

100-METER DASH

FINAL—1. Glance (Au) 10.22, 2. Jones (Tex) 10.27, 3. Dill (SH) 10.28, 4. Kee (SI) 10.40, 5. Derrett (Rice) 10.41, 6. Wiley (K) 10.42; **non-scoring finalists**—Brown (Pe) 10.42, Easley (Au) 10.45.

200-METER DASH

FINAL—1. Snoddy (Ok) 20.48, 2. Darden (AriS) 20.52, 3. Wiley (K) 20.63, 4. Jordan (OS) 20.65, 5. Alston (EC) 20.71, 6. Dill (SH) 20.73; **non-scoring finalists**—Jones (Tex) 20.85, Edwards (SC) did not finish.

400-METER DASH

FINAL—1. Frazier (AriS) 45.57, 2. Dale (V) 45.89, 3. Campbell (FS) 46.03, 4. Udo (Mis) 46.09, 5. Ducksworth (JS) 46.28, 6. Morgan (Ten) 46.29; **non-scoring finalists**—Gatson (Al) 46.32, Smith (Au) scratched.

800-METER RUN

FINAL—1. Eneyart (US) 1:45.16, 2. Belger (V) 1:45.85, 3. Wilson (Ok) 1:46.16, 4. McLean (Bu) 1:46.97, 5. DeRienzo (Fo) 1:47.06, 6. Summerville (Man) 1:47.57; **non-scoring finalists**—Prince (KaS) 1:48.70, Brewster (WaS) 1:50.42.

1500-METER RUN

FINAL—1. Waigwa (TEP) 3:39.89, 2. Scott (Cl) 3:41.33, 3. O'Shaughnessy (Ark) 3:41.51, 4. Kane (V) 3:41.64, 5. Duit (WM) 3:41.83, 6. Arriola (Ari) 3:42.28; **non-scoring finalists**—Craig (Tex) 3:42.39, Flynn (ET) 3:42.90, Kirele (Il) 3:43.6, Lacy (Wi) 3:45.9, Ryan (BG) 3:48.5, Dubina (KeS) 3:51.3.

5000-METER RUN

FINAL—1. Kimeto (WaS) 13:38.14, 2. Kimombwa (WaS) 13:38.57, 3. Staynings (WK) 13:39.24, 4. Virgin (Il) 13:42.06, 5. Taylor (Or) 13:42.82, 6. King (NC) 13:46.10; **non-scoring finalists**—Plasencia (Min) 13:54.12, Lindsay (MicS) 13:58.2, Salazar (Or) 14:08.40, Vernon (Ok) 14:30.15, Reid (BY) 14:30.64, Malley (PS) did not finish.

10,000-METER RUN

FINAL—1. Kimombwa (WaS) 28:10.27, 2. Virgin (Il) 28:22.48, 3. Sirma (TEP) 28:35.21, 4. Alitz (Arm) 28:36.82, 5. Treacy (Pro) 28:41.37, 6. Reid (BY) 29:00.99; **non-scoring finalists**—Bannon (MeS) 29:10.31, Stemmer (PS) 29:18.56, Kenny (ET) 29:21.34, Rono (WaS) 29:22.61.

110-METER HIGH HURDLES

FINAL—1. Owens (UCLA) 13.49, 2. Walker (AriS) 13.75, 3. Foster (UCLA) 13.76, 4. Robertson (Mar) 13.77, 5. Obasogie (Mis) 13.83, 6. Gaines (Wa) 13.85; **non-scoring finalists**—Johnson (SC) 13.97, Taylor (ArkS) 14.62.

400-METER HURDLES

FINAL—1. T. Andrews (SC) 49.48, 2. Otono (MisS) 49.62, 3. Walker (Au) 49.94, 4. Green (Oh) 49.99, 5. Walker (AriS) 50.36, 6. Murei (Wi) 50.72; **non-scoring finalists**—Hanlon (SIJ) 50.87, Sheffield (SDS) 50.91.

3000-METER STEEPLECHASE

FINAL—1. Munyala (TEP) 8:29.51, 2. Rono (WaS) 8:31.12, 3. Marsh (BY) 8:32.06, 4. Tuwei (Rich) 8:41.46, 5. Erhard (Mo) 8:42.03, 6. Ruelbel (Pu) 8:42.23; **non-scoring finalists**—Bickford (Northe) 8:50.6, Pendleton (TT) 8:55.4, Hurst (Or) 8:57.0, Roscoe (K) 9:01.1, Baker (Au) 9:11.2, Christensen (WiS) no time.

HIGH JUMP

FINAL—Arney (AriS) 2.28 (7-6), 2. Jacobs (FD) 2.26 (7-5), 3. Barrineau (G) 2.23 (7-4), 4. Joy (TEP) 2.21 (7-3), 5. Haber (HS) 2.21 (7-3), 6. Ruelbel (Pu) 2.16 (7-1); **non-scoring finalists**—Page (Mis) 2.16 (7-1), Wimberly (Ba) 2.16 (7-1), Livers (SJS) 2.13 (7-0), Irion (Tem) 2.13 (7-0), Davenport (Tex) 2.13 (7-0), Meisler (UCLA) 2.13 (7-0).

LONG JUMP

FINAL—Doubly (SC) 8.22w (26-11¼), 2. Ehzuelen (IL) 8.18 (26-10), 3. Lofton (St) 8.06 (26-5¼), 4. Jackson (AriS) 7.94 (26-½), 5. Faye (MT) 7.79 (26-6¾), 6. MacGee (LB) 7.73 (25-4¼); **non-scoring finalists**—Do Doo (MT) 7.68 (25-2½), Overstreet (Hou) 7.67 (26-2).

POLE VAULT

FINAL—1. Bell (ArkS) 5.33 (17-6), 2. Tully (UCLA) 5.18 (17-0), 3. Haynie (AriS) 5.03 (16-6), 4. Laz (IL) 5.03 (16-6), 5. Hunter (SI) 5.03 (16-6), 6. Gilders (Oh) 5.03 (16-6); **non-scoring finalists**—Hintnaus (Or) 4.88 (16-0), Crites (In) 4.88 (16-0), Barry (BY) 4.88 (16-0), Sabatino (CI) 4.88 (16-0), Blair (TAM) no height, Baird (LB) no height, Colivas (AP) no height, Worden (WaS) no height, Hartley (RI) no height.

SHOT PUT

FINAL—1. Albritton (St) 20.51 (67-3½), 2. England (AI) 19.60 (64-3¾), 3. Nilsson (BY) 19.03 (62-5¼), 4. Semkiv (SJS) 18.92 (62-1), 5. Paultetto (CM) 18.81 (61-8½), 6. Medlin (NCS) 18.78 (61-7½); **non-scoring finalists**—Feuerbach (SJS) 18.59 (61-0), Hannah (NCS) 18.40 (60-4½).

DISCUS

FINAL—1. Walvik (TEP) 60.62 (198-11), 2. Fruguglietti (SC) 60.40 (198-2), 3. Burton (Or) 60.32 (197-11), 4. Gardenkranz (BY) 59.58 (195-6), 5. Burns (Co) 58.98 (193-6), 6. Columbus (CI) 57.38 (188-3); **non-scoring finalists**—Sutherland (LA) 56.78 (186-3), Kunz (Ne) 56.68 (185-11).

JAVELIN

FINAL—1. Dykehouse (FI) 78.76 (258-5), 2. Sorchik (Ne) 78.50 (257-6), 3. Ralph (CI) 78.34 (257-0), 4. George (BY) 77.80 (255-3), 5. Olsen (Ten) 77.04 (252-9), 6. Kirby (Mar) 71.12 (245-0); **non-scoring finalists**—Blythe (AI) 74.38 (244-0), Roggy (SI) 72.66 (238-5).

HAMMER THROW

FINAL—1. Nielson (Wa) 69.60 (228-4), 2. Berry (TEP) 67.46 (221-4), 3. Johnston (Northe) 63.46 (208-2½), 4. Mides (WaS) 62.44 (204-10), 5. Buxton (WaS) 62.36 (204-7), 6. Silverio (Man) 62.04 (203-6½); **non-scoring finalists**—Kuusela (BY) 60.76 (199-4), Wiener (Arm) 60.50 (198-6).

TRIPLE JUMP

FINAL—1. Livers (SJS) 16.86 (55-3¾), 2. Banks (UCLA) 16.85 (55-3½), 3. Ehzuelen (IL) 16.71 (54-10), 4. Campbell (WaS) 16.68 (54-8¾), 5. Grimes (TEP) 16.54 (54-3¼), 6. Caldwell (Hou) 16.35 (53-7¾); **non-scoring finalists**—McIntyre (EC) 16.21 (53-2¼), Lowe (GT) 16.13 (52-11).

DECATHLON

FINAL—1. Steiner (BY) 7,659, 2. Lacombe (Hou) 7,374, 3. Bardales (CI) 7,366, 4. Fritts (Ten) 7,245, 5. Stebbins (MSM) 7,159, 6. Young (SDS) 7,084; **non-scoring finalists**—Mondschein (Wa) 7,059, Kokkonen (BY) 7,013, Morey (Pe) 7,001, Schneider (StJ) 6,983, Hippensteel (FS) 6,971, Benedict (G) 6,940, Brittenham (Co) 6,879, Baker (Pri) 6,717, Echavarria (BY) 6,702.

400-METER RELAY

FINAL—1. Southern Cal (T. Andrews, Simmons, J. Andrews, Edwards) 39.56, 2. Arizona St. (Williams, Darden, Burl, Frazier) 39.60, 3. Kansas (Wiley, Coleman, Newell, Blatcher) 39.64, 4. Auburn (Easley, Walker, Smith, Glance) 39.92, 5. California (Smith, Walker, Wallace, Taylor) 40.05, 6. UCLA (Owens, Myles, Schaeffer, Foster) 40.43; **non-scoring finalists**—Tennessee 40.43, Pennsylvania 41.08.

1600-METER RELAY

FINAL—1. Southern Cal (J. Andrews, Johnson, Beaton, T. Andrews) 3:04.50, 2. Arizona St. (McKenzie, Walker, Burl, Frazier) 3:05.08, 3. Tennessee (Barlow, Preyor, Harris, Morgan) 3:05.86, 4. Howard (White, Archie, Sojourner, Massey) 3:06.83, 5. UCLA (Niederhaus, Leeds, Thompson, Myles) 3:07.24, 6. Long Beach St. (Taylor, Saunders, Lizordi, Beasley) 3:08.53; **non-scoring finalists**—Jackson St. 3:19.70, Villanova 3:04.53 (disqualified).

NATIONAL DIVISION II CHAMPIONSHIPS

'Field' Explosion By Hayward State Dumps Anteaters For Championship

By ED KOLPACK
Sports Editor, The Fargo (N.D.) Forum

Don't forget the word "field" when discussing the outdoor sport of track and field. Coach Jim Santos of Hayward State didn't when he assembled his squad for a shot at the 1977 NCAA Division II Track and Field Championships on the track at North Dakota State University in Fargo last May.

The Pioneers loaded up in the field events to capture the title with 66 points. Hayward left the running to others while amassing 54 points in five field events.

Hayward's field success was a contrast to California-Irvine's winning formula in 1976, which emphasized the long-distance talents of Ralph Serna and Steve Scott.

It was pretty much a California show in the 15th annual championships held at Division II's northernmost outpost. Defending champion California-Irvine was second with 58 points and Los Angeles State third with 51.

ADELPHI OF GARDEN CITY, New York, collected 46 points and Western Illinois 32 to round out the top five. Forty-five schools scored points.

Irvine came to Fargo on the heels of two straight Division II cross country titles to go with its 1976 track and field championships title.

And with proven point-getters like Serna, Scott, Mike Sabatino and Mauricio Bardales, the Anteaters were natural favorites to repeat.

But Hayward's performance shouldn't have been too surprising. The Pioneers finished fifth a year ago, and they had some firepower returning.

"A lot of people didn't know much about us," conceded Hayward coach Santos, "but I knew we had a great team even though we lost six of our nine dual meets."

Record-setting high jumper Dave Haber led Hayward's explosion in the field events. He reached 7-2¼ to erase the old mark by a quarter of an inch and had plenty of clearance over runner-up Jeff Carruthers of Bloomsburg State who jumped 6-10 before succumbing.

Other records in the five-day meet were entered in the books by Irvine's Sabatino, who sailed 17-0 in the pole vault to beat his old standard by almost three inches, and by Anteater teammate Bardales in the decathlon.

HAYWARD'S concentration on the field events resulted in 14 points in the hammer throw, a dozen in the pole vault, 10 in the triple jump, 10 in the high jump and eight in the long jump.

And the decathlon success showed additional "field" talent.

Bardales gave Irvine 10

Ed Kolpack makes his third appearance in the NCAA guide series, tackling his first assignment for the track and field publication.



The sports editor of The Fargo Forum covered the Division II championships for the 1977 Wrestling Guide and Divisions II-III District 5 teams in the 1978 Basketball Guide.

Kolpack's entire newspaper career has been spent with The Forum, beginning in 1949 after his graduation from the University of Minnesota.

Twenty-five of those years have been spent writing sports, with North Dakota State and the North Central Conference coming in for a good deal of his literary scrutiny.

points by winning the decathlon, first of the 21 events, with a record 7,621 points.

But the Anteaters had to share the first-day lead with Mt. St. Mary's of Emmitsburg, Maryland, which got a second place from Barry Stebbins and fifth from Tom Delmoor.

The decathlon was a two-man duel between Bardales and Stebbins, who was looking for his third straight title.

Bardales trailed Stebbins by 100 points after the first five events—and was happy to be that close because Bardales' best events were ahead. "I should win it," said Bardales. "This was my best first-day performance ever."

The Irvine junior proved to be a prophet, winning three of the five events the second day. He captured the discus, javelin and 1,500-meter run to go with a fourth-place tie in the 110-meter high hurdles and a share of sixth place in the pole vault.

On the first day, Bardales won the 400 meters and tied for first in the 100 meters. He set a decathlon javelin record of 221-5, while his worst finish in the 10-event program was when he placed 15th in the long jump.

WITH THE GLAMOROUS decathlon out of the way, Hayward went to work in Friday's finals. The Pioneers moved to a 10-point lead after seven events.

In the hammer, Mark Sawyer was second and Greg Blankenship third, giving Hayward 14 points. Marvin Wamble added eight points with a second in the long jump.

The Pioneers showed they had some speed when Roy Clark finished third in the 100-meter dash, good for six points.

Virginia State's John Christian won the sprint race in 10.62.

Heading into Saturday's windup, Hayward had 28 points, a comfortable margin over Southeast Louisiana with 18 and Irvine with 16.

Sabatino got the glory for Irvine with his record 17-0 pole vault, which was a full foot higher than the best vault of the runner-up; but Hayward's Darryl Robinson and Bob Olson stole some of the thunder by placing second and fourth, respectively. So depth outscored individual brilliance, 12-10.

JOHN LEGRANDE FOLLOWED by winning the triple jump, and Haber flew over the high jump bar in record style to give Hayward 20 additional points.

That completed Hayward's harvest in the field events. But the Pioneers had something left to add to their championship effort.

Their 400-meter relay team picked up six points with third place behind Virginia State (40.60) and Adelphi. That, said coach Santos, was a bonus.

"We were seventh going into the last exchange, and our anchorman, Calvin Corker, brought us up to third," said Santos.

With 19 events completed, Hayward led Irvine's Anteaters, 66-56, and the Pioneers were out of potential point-getters going into the last two events—the 5,000 meter run and the 1,600-meter relay.

IRVINE HAD TWO RUNNERS in the 5,000; but only Serna scored, placing fifth for two points. California-Riverside's Mike Garcia broke the tape first in 14:47.2.

In the final event, Irvine needed second place to tie and first to win. But the Anteaters, crippled by an injury to their regular anchorman, finished a struggling last in the 1,600-meter relay and were forced to give up the crown.

Scott was the meet's outstanding individual. The Irvine distance star, fresh from a victory over world-class runner Filbert Bayi in the 1,500 meters, was the only double winner. He captured the 1,500 and 800 titles.

Mike Bollmann of North Dakota State gave the home folks something about which to cheer when he pushed Scott to the tape in the 1,500.

Scott won in 3:47.69—about eight seconds slower than his previous best time and not fast enough to replace his Division II record which stands at 3:46.36.

Scott nipped Northeast Missouri's Dan Futrell by 14-hundredths of a second in the 800 with a time of 1:51.21, here again off a record pace.

The 1,500 crown was the third straight victory in the event for Scott and, along with the

800 win, gave him four Division II titles in three years.

Five athletes gained repeat titles—Scott, 1,500 meters; Sabatino, pole vault; Haber, high jump (his third); Pete Heesen of East Stroudsburg, Pa., 3,000-meter steeplechase, and hammer thrower Wayne Durrigan of Southern Connecticut.

Adelphi won its second straight 1,600-meter relay with three of the four runners from the 1976 quartet back for the encore.

Besides Stebbins in the decathlon, three other defenders failed to repeat.

Ed Hatch of Eastern Illinois did not place in the 400 meters, and 800-meter winner William Dabney of Adelphi finished fifth.

Triple jump champion Peter Pratt of Mankato (Minn.) State fouled in his three final attempts, leaving the title to Hayward's LeGrande.

JEFF RUSSELL OF CAL Poly Pomona won the javelin, edging Bob Myers of Chico State by seven inches with a toss of 243-7.

In the discus, Bill Edwards of Western Illinois finished second to Colin Sutherland of Los Angeles State. It ended a remarkable career for Edwards, who finished sixth in 1974, first in 1975 and second in '76.

Donald Dykes of Southeast Louisiana was an inch shy of the NCAA Division II long jump record when he reached 25-11.

First in the shot put went to Indiana Central's Dave Wallman at 57-3½, though he was pushed closely by Marcus Gordien of Cal Poly Pomona.

Dwayne Wall of Western Illinois nipped Southeast Missouri's Eric Hornsby by three-hundredths of a second to win the 200-meter dash.

Adelphi finished 1-2 in the 400, with Mel Richardson nipping teammate Kevin Price in 47.31 seconds. Price had placed third in last season's race.

CENTRAL MISSOURI'S Rick Clear outlasted the 10,000-meter field, but as in so many of the 1977 events was well off a record clocking.

Virginia State's fine crop of sprinters took the 400-meter relay, using 100 winner Christian for the anchor leg.

Ricky Davenport of Southern (Baton Rouge) missed the 110-meter high hurdles record by two-hundredths of a second with his time of 13.82. But he stepped up from his '76 performance when he was fifth to cross the finish.

The 400-meter intermediate hurdles crown went to Sam Turner of Los Angeles State.

Hayward's triumph was a victory for pure amateur athletics.

"We are a nonscholarship school in a nonscholarship conference," said coach Santos. "Our athletes get no financial assistance."

And Santos displayed his versatility. Now in his fifth year as the Pioneers' men's coach, he guided the Hayward women's track team to the national title in 1972.

The Division II meet moves to Western Illinois in 1978.

TEAM SCORES

Hayward St. (HS)	66	Cal.-Riverside (CR)	13	Delta St. (DS)	6
Cal.-Irvine (CI)	58	Southern Conn. (SCo)	11	Shippensburg St. (ShS)	6
Los Angeles St. (LA)	51	Cal Poly SLO (CPS)	10	Troy St. (TS)	6
Adelphi (Ad)	46	Bloomsburg St. (BIS)	10	Wright St. (WS)	6
Western Ill. (WI)	32	E. Stroudsburg (EST)	10	Lincoln, Mo. (Li)	5
Virginia St. (VS)	24	Indiana Central (InC)	10	Ill.-Chicago Cir. (IICC)	5
Eastern Ill. (EI)	24	Mt. St. Mary's (MSM)	10	San Francisco St. (SF)	5
Cal Poly Pomona (CPP)	22	North Dakota St. (NDS)	10	Cal.-Davis (CD)	4
Kentucky St. (KS)	20	Southern, B.R. (SBR)	10	Neb.-Omaha (NO)	4
Northern Iowa (NI)	19	Chico St. (CS)	9	St. Cloud St. (SCI)	2
Central Mo. (CM)	18	NE Missouri (NEM)	9	Springfield (Sp)	2
SE Louisiana (SEL)	18	South Dakota (SD)	9	SW Missouri (SWM)	2
Moorhead St. (MoS)	17	Mankato St. (MaS)	8	Bakersfield St. (BaS)	1
SE Missouri (SEM)	16	Mississippi Col. (MC)	8	Sacramento St. (SaS)	1
Edinboro St. (EdS)	13	Northridge St. (NS)	6	North Dakota (ND)	1

Non-scoring teams with competitors in finals—Augustana, S.D. (Au), Buffalo St. (BuS), Central Conn. (CC), New Haven (NH), Puget Sound (PS), South Dakota St. (SDS).

100-METER DASH

FINAL—1. Christian (VS) 10.62, 2. Wilson (SEM) 10.66, 3. Clark (HS) 10.68, 4. Dominick (EI) 10.72, 5. Edmond (WI) 10.75, 6. Wall (WI) 10.77; **non-scoring finalists**—Hornsby (SEM) 10.84, Quatrani (BuS) 10.89.

200-METER DASH

FINAL—1. Hall (WI) 21.46, 2. Hornsby (SEM) 21.49, 3. Crumkelton (EdS) 21.55, 4. Edmond (WI) 21.83, 5. Christian (VS) 21.84, 6. Morris (VS) 22.19; **non-scoring finalists**—Sobers (Ad) 22.20, Wilson (SEM) disqualified.

400-METER DASH

FINAL—1. Richardson (Ad) 47.31, 2. Price (Ad) 47.48, 3. Grimes (KS) 47.51, 4. Walker (Li) 47.54, 5. Anderson (KS) 47.51, 6. Picket (TS) 48.51.

800-METER RUN

FINAL—1. Scott (CI) 1:51.21, 2. Fuhell (NEM) 1:51.35, 3. Small (KS) 1:52.33, 4. Glassmaker (NI) 1:52.49, 5. Dabney (Ad) 1:52.56, 6. McKenley (IICC) 1:52.58; **non-scoring finalists**—Mason (VS) 1:53.04, Groat (CI) 1:56.05.

1500-METER RUN

FINAL—1. Scott (CI) 3:47.69, 2. Bollmann (NDS) 3:48.49, 3. Muggleton (EdS) 3:49.02, 4. Friedman (NI) 3:48.07, 5. Boyles (MC) 3:49.92, 6. Sumpter (Li) 3:50.19; **non-scoring finalists**—Erickson (NO) 3:53.9.

5000-METER RUN

FINAL—1. Garcia (CR) 14:47.2, 2. Curk (SD) 14:51.6, 3. Loe (WS) 14:52.9, 4. Clear (CM) 14:55.9, 5. Serna (CI) 14:58.5, 6. Reinking (EI) 15:01.6; **non-scoring finalists**—Bills (SDS) 15:18.8, Foley (EdS) 15:25.3.

10,000 METER RUN

FINAL—1. Clear (CM) 30:17.4, 2. Nordlund (MoS) 30:31.0, 3. Simons (LA) 30:41.0, 4. Lakin (NO) 30:45.8, 5. Kreutz (MaS) 30:56.4, 6. Eachus (BIS) 31:03.6; **non-scoring finalists**—Tabb (CM) 31:29.6, Smith (PS) 31:33.8.

110-METER HIGH HURDLES

FINAL—1. Davenport (SBR) 13.82, 2. Lawrence (SEL) 13.91, 3. Hart (LA) 13.96, 4. Holloway (WI) 14.20, 5. Gregory (CI) 14.29, 6. Rallera (LA) 14.33; **non-scoring finalists**—Johnson (EI) 14.34, Jones (KS) 14.63.

400-METER HURDLES

FINAL—1. Turner (LA) 50.69, 2. Clark (Ad) 51.08, 3. Williams (CPS) 51.94, 4. Giscombe (IICC) 52.32, 5. Anderson (NDS) 52.43, 6. Benner (WI) 52.54; **non-scoring finalists**—Bartlett (CPS) 53.04, Holloway (WI) 53.04.

3000-METER STEEPLECHASE

FINAL—1. Hessen (EST) 9:03.52, 2. Ahlmeyer (CI) 9:07.36, 3. Boyles (MC), 4. Ellis (CM) 9:11.88, 5. Renneisen (SI) 9:14.83, 6. Pipkin (TS) 9:18.7; **non-scoring finalists**—Cookshaw (MaS) 9:27.7, Meyers (EI) 9:34.0.

HIGH JUMP

FINAL—1. Haber (HS) 2.19 (7-2½), 2. Caruthers (BIS) 2.08 (6-10), 3. Bergstrom (MoS) 2.08 (6-10), 4. Smith (EI) 2.08 (6-10), 5. Flynn (CR) 2.08 (6-10), 6. Fransen (ND) 2.08 (6-10); **non-scoring finalists**—Thornton (NEM) 2.03 (6-8), Wiley (HS) 2.03 (6-8).

LONG JUMP

FINAL—1. Dykes (SEL) 7.90 (25-11), 2. Wamble (HS) 7.70 (25-3¼), 3. Pratt (MaS) 7.61 (24-11¾), 4. DeSola (EI) 7.59 (24-10¾), 5. Carpenter (EI) 7.56 (24-9¾), 6. Maryott (SD) 7.54 (24-9); **non-scoring finalists**—Turek (LA) 7.49 (24-7), Standford (Ad) 7.49 (24-7).

POLE VAULT

FINAL—1. Sabatino (CI) 5.18 (17-0), 2. Robinson (HS) 4.88 (16-0), 3. Adams (LA) 4.88 (16-0), 4. Olson (HS) 4.88 (16-0), 5. Byrne (EI) 4.72 (15-6), 6. Springsteen (SCo) 4.72 (15-6); **non-scoring finalists**—Switzer (NS) 4.72 (15-6), Nelson (HS) 4.57 (15-0), Osland (NDS) 4.57 (15-0).

SHOT PUT

FINAL—1. Wallman (InC) 17.46 (57-3½), 2. Gordien (CPP) 17.46 (57-3½), 3. Collins (DS) 17.41 (57-1½), 4. Holler (NI) 16.99 (55-9¼), 5. Gianni (SWM) 16.89 (55-5), 6. Gorbet (SaS) 16.56 (54-4); **non-scoring finalists**—Geringer (NI) 16.46 (54-0), Lukens (Au) 16.32 (53-6½).

DISCUS

FINAL—1. Sutherland (LA) 56.85 (186-6), 2. Edwards (WI) 54.58 (179-1), 3. Geringer (NI) 53.95 (177-0), 4. Gordien (CPP) 53.90 (176-10), 5. Binley (CI) 53.16 (174-4), 6. Sisson (NEM) 49.78 (163-4); **non-scoring finalists**—Miller (EI) 49.12 (161-2), Perick (CD) 47.55 (156-0).

JAVELIN

FINAL—1. Russell (CPP) 74.24 (243-7), 2. Myers (CS) 74.07 (243-0), 3. Opilo (ShS) 71.42 (234-4), 4. Schwall (CD) 69.14 (226-10), 5. Kita (BIS) 68.53 (224-10), 6. Kowal (EdS) 66.93 (219-7); **non-scoring finalists**—Bochun (NH) 66.50 (218-2), Stivers (EI) 66.07 (216-9).

HAMMER THROW

FINAL—1. Durrigan (SCo) 60.40 (198-2), 2. Sawyer (HS) 58.77 (192-10), 3. Blankenship (HS) 56.18 (184-4), 4. Schrader (CI) 56.03 (183-10), 5. Bishop (Sp) 54.81 (179-10), 6. Smith (CS) 54.41 (178-6); **non-scoring finalists**—Olson (CC) 54.31 (178-2), Wyzubowski (CC) 51.72 (169-8).

TRIPLE JUMP

FINAL—1. LeGrande (HS) 15.36 (50-4¾), 2. Hollis (EI) 15.33 (50-3½), 3. Haynes (NS) 15.20 (49-10½), 4. Amber (TS) 15.15 (49-8½), 5. Baker (MoS) 15.10 (49-6½), 6. Jackson (BaS) 15.07 (49-5¼); **non-scoring finalists**—Lawson (NI) 15.05 (49-4½), Harris (SDS) 14.65 (48-¾).

DECATHLON

FINAL—1. Bardales (CI) 7,621, 2. Stebbins (MSM) 7,307, 3. Kowal (EdS) 7,033, 4. Swartzell (SF) 7,000, 5. Delmoro (MSM) 6,972, 6. Lawson (NI) 6,757; **non-scoring finalists**—Nugent (CPP) 6,756, Wofford (SWM) 6,686, Scruggs (CD) 6,585, Stoermer (WI) 6,536, Osland (NDS) 6,513, Luke (LA) 6,455, Whitman (NI) 6,383, Kilby (MSM) 6,335.

400-METER RELAY

FINAL—1. Virginia St. (Morris, Johnson, Mitchell, Christian) 40.60, 2. Adelphi (Sobers, Richardson, Stanford, McBride) 40.98, 3. Hayward St. (Simons, Clark, James, Corker) 41.16, 4. Los Angeles St. (Jenkins, Rowles, Peete, Turner) 41.29, 5. Cal Poly SLO (Long, Wigel, Williams, Sumpter) 41.30, 6. Western Ill. (Clarkley, Wall, Holloway, Edmond) 41.46; **non-scoring finalists**—Cal.-Irvine 41.66, Kentucky St. 41.89.

1600-METER RELAY

FINAL—1. Adelphi (Stanford, Richardson, McBride, Price) 3:10.97, 2. Los Angeles St. (Garza, Peete, Osborne, Turner) 3:11.72, 3. Kentucky St. (Anderson, Myree, England, Grimes) 3:12.85, 4. Virginia St. (Bryant, Bassett, Smith, Yarborough) 3:13.09, 5. Cal Poly SLO (Bartlett, Wigel, Williams, Long) 3:14.91, 6. Western Ill. (Clarkley, Bond, Harden, Holloway) 3:16.83; **non-scoring finalists**—Cal.-Irvine 3:18.00, Eastern Ill. no time.

Southern Defends Title, But Moses Grabs Attention In All-America Bid

By LARRY EDSALL

Sports Editor, The Grand Rapids Press

Someone mentioned that Edwin Moses got an Olympic gold medal before he received his first all-America certificate—an award that accompanies an NCAA championship.

But pick up all-America certificates he did—three of them, in fact—at the fourth annual NCAA Division III Track and Field Championships, where Southern University at New Orleans routinely picked up its third title.

Less than a year before the Division III meet at Calvin College in Grand Rapids, Michigan, Moses was as unknown as his school, Morehouse of Atlanta, where prior to the 1976 track season, Moses' grade point average in physics and mechanical engineering was more noteworthy than his lap times.

BUT ALL OF THAT CHANGED in Montreal when he won his gold medal with a world record performance in the 400-meter intermediate hurdles, then joined former Penn State hurdler Mike Shine in a victory lap that long will outlive Moses' records.

Moses came to the Division III meet as the leading qualifier in three events—the 400 intermediate hurdles, the 110 high hurdles and the hurdleless, open 400 meters.

But he also came looking for his first all-America certificates.

When he fell in the semifinal round of the intermediates in the 1976 NCAA Division III meet in Chicago, he had forfeited his pre-Olympic shot at all-America recognition.

Moses also came to Grand Rapids after a week-long period of inactivity because of the flu. That fact, plus the impact of 90-degree weather, led Moses to bypass the open 400 competition. Nonetheless, he awed spectators and competitors alike as he skimmed to records in winning both hurdles events.

Moses lowered the Division III record in the intermediate hurdles three times, finally settling for 49.59, nearly two seconds better than the previous mark set in 1976 by Mark Stebbins of Rochester Institute of Technology.

Stebbins really didn't have much of a chance of defending his title and was runner-up to Moses in 52.06.

In the high hurdles, an event Moses had started running only weeks before the Division III meet, he took the record down three times.

HIS BEST time for the book was 13.72, 0.70 faster than three-time national champion Roger Retherford of Otterbein had done in 1976 and 0.66 faster than 1977 runner-up Charles Paschke of Baldwin-Wallace.

In each of his hurdles races,

Moses was running virtually unchallenged. That wasn't the case when it was the Olympian's turn in the 1,600-meter relay, however.

Moses' strong anchor runs had gotten Morehouse's 4 x 400 squad into the finals of the relay, where he got the baton well after all the other teams had made their last exchanges in the final event of the meet.

But Moses closed the meet with a flourish, overtaking runners from Fort Valley State and Gettysburg as easily as he had stepped over the hurdles. At the finish line, he nearly caught one of those sprinting speedsters from Southern University and unofficially was timed at 44-flat for his anchor leg.

For comparison, open 400 winner V.J. Rempel of Stanislaus State ran only 46.93 in his championship performance.

BY FINISHING IN FRONT of Moses in the relay, Southern picked up six third-place points and its third consecutive national championship.

Southern was runner-up in the inaugural Division III meet in 1974.

SUNO finished with 50 points, all of them coming from runs of 400 meters or less. California schools took three of the next five positions, with Occidental second at 47 points, Stanislaus third with 32 and Humboldt State sixth with 20.

Filling out the top six were Ashland with 25 points, Moses . . . er, Morehouse with 24 and Lowell, which equalled Humboldt's 20-point total.

SUNO got all of its points from sprinters.

Four-time national champion Joe Franklin was shut out in his bid for a third successive sweep of the 100- and 200-meter titles, but he did join teammates Lloyd Langford and Gerald Robinson in a 2-3-5 performance in the 100.

As an encore, he ran anchor behind Langford, Clyde Rice and Robinson to set a meet record of 40.71 in the 400-meter relay.

PAUL BROWN OF WESTMONT took Franklin's 100-meter crown with a record-setting 10.32. Franklin, who set the former mark of 10.49 in Chicago last season, also bettered the previous standard with a 10.40.

Robinson and Langford went 1-2 in the 200, while Franklin finished seventh despite a painful cyst on the back of his left leg.

SUNO got its other points from the 1,600-meter relay team.

Runner-up Occidental also won three events, with Tom Colley leading the 1,500 in 3:46.94 and Danny Williams topping the triple jump at 49-8½.

Rudy Beaver set a Division III national record with a 6-11 high jump, three inches over his previous personal best.

IN ADDITION TO THE MEET marks established by Moses, the SUNO relay quartet, Brown and Beaver, other national standards for Division III tumbled in the mile relay, steeplechase, hammer throw and decathlon.

Stanislaus State's Ian Seale, Russ Nelson, 400 winner Rempel and Dennis Hope combined for a 3:10.67 in the 4 x 400 relay, more than two seconds faster than SUNO had done in 1975 and nearly two seconds faster than 1977 runner-up Ashland.

The 3,000-meter steeplechase not only provided a meet record but one of the most exciting races of the championship week.

The finals were a two-man show between Gordon Innes, a 23-year-old engineering student from Humboldt, and Pat Weiler, a junior at Aquinas College in Grand Rapids.

Weiler had been the host area's leading candidate for a national championship; but Innes, a veteran who had been a Division I all-America at UCLA before transferring to Humboldt, led the Michigan runner for most of the race.

Weiler forced himself into the lead after the final water jump, but the experienced Innes pushed back in front at the tape to win in 8:48.33, 0.27 ahead of Weiler.

The Division III record had been 8:57.67, set in 1976 by Boston State's Mark Duggan.

Like the steeplechase, another event new to Grand Rapids area spectators—the hammer throw—proved to be one of the most stimulating competitions of the week.

Larry Edsall has been at The Press since 1969 after graduating from the Medill School of Journalism at Northwestern University.

His route to newspaper work began as a freshman in high school when one of his duties as little league baseball scorekeeper was calling in scores to the local papers.

He went on to part-time work for a weekly and then a daily while in high school and worked weekends for the Joliet Herald-News during college.

Edsall, who was the press steward at the Division III meet, has covered the Olympics at Montreal, major college football and Olympic swimming and track trials.



Four throwers—Mark Linscheid and Bill Haskell of Lowell, Ed Healy of Fitchburg State and Len Laub of Brandeis—broke the national record of 183-7 set in 1976 by Thomas Lowell of Rensselaer Polytechnic Institute.

And they took turns breaking it a total of eight different times!

Linscheid, an 18-year-old freshman from Ireland who at 6-2 and 190 pounds appeared as a David among the Goliaths, won the event with a best throw of 190-7.

While the repeated record breaking may have impressed the spectators, it was the throwers' genuine camaraderie, an outward showing of "I've got the record now, but I hope you throw farther because this thing is fun" which really endeared the hammer throw competition to its first-time viewers.

Endearing himself to everyone was repeat decathlon winner Tony Hale of Fisk. Hale, who was as personable as Moses was serene, won five of the 10 events and, with personal records in two of the last three segments—the pole vault and 1,500—raised his own and the Division III national record to 7,500 points.

For many defending champions, however, it was not an outstanding meet.

Stebbins was runner-up in the intermediate hurdles; Franklin couldn't repeat in the sprints, and Chris Horton of Brandeis was third in the 1,500.

In the pole vault, Kevin French of Westmont could do no better than fourth, and Domenic Finelli of Brandeis was 10th in the 5,000 meters.

And while Barry King of Ashland won his fourth consecutive championship in the 800, a teammate who trotted around the last turn and down part of the final straightaway at the outside edge of the track nearly cost the king his crown.

Meet officials ruled, however, that the overexuberant teammate didn't provide King with any help in winning the 800-meter race and therefore allowed King to step to the top of the victory platform for the fourth year in a row.

Crossing the finish line in the two longest events were Dale Kramer of Carleton in the 5,000 and Frank Richardson of MIT in an amazing effort in the 10,000 meters in which he lapped all but five of the other competitors.

Capturing titles for field events were Todd Wunderlich of Slippery Rock in the pole vault, horizontal leaper Keith Journey of Westminster (Mo.) in the long jump, Robert Grimm of St. Thomas in the discus, Scott Haverty of Fitchburg State in the javelin and Bill Versen of Carthage in the shot put.

And Calvin College, voted an all-America-caliber performance as host school, will have a chance to repeat when the championships meet returns in 1978.

TEAM SCORES

Southern, N.O. (SNO)	50	St. Thomas (ST)	11	Glassboro St. (GS)	6
Occidental (Oc)	47	Brandeis (Bra)	10	Hobart (Ho)	6
Stanislaus St. (SS)	32	Hamline (Ha)	10	North Central (NC)	6
Ashland (As)	25	Jamestown (J)	10	Wooster (Wo)	6
Morehouse (Mor)	24	Mass. Inst. Tech (MIT)	10	Heidelberg (He)	6
Humboldt St. (HS)	20	Principia (Pr)	10	Mt. Union (MU)	4
Lowell (Low)	20	Westminster (Westmi)	10	Oswego St. (OS)	4
Baldwin-Wallace (BW)	18	Lock Haven St. (LH)	9	Otterbein (Ot)	4
Carthage (Cart)	18	Alma (Alm)	8	Tri-State (T)	4
Carleton (Carl)	17	Aquinas (Aq)	8	Wheaton (Wh)	4
Fisk (Fis)	16	Millersville (Mi)	8	Ill. Benedictine (IB)	3
Fitchburg (Fit)	16	Neb. Wesleyan (NW)	8	Alfred (Alf)	2
Gettysburg (Ge)	16	Pomona-Pitzer (PP)	8	Calvin (Cal)	2
Westmont (Westmo)	16	Rochester Tech (RT)	8	Case Reserve (CR)	2
Augustana, Ill. (Au)	15	Rose-Hulman (RH)	8	Colby (Col)	2
Lawrence (La)	14	St. Olaf (SO)	8	Marietta (Ma)	2
Slippery Rock (SR)	14	Ferris St. (Fe)	7	Fort Valley St. (FV)	1
Union (U)	14	Ohio Wesleyan (OW)	7	Montclair St. (MS)	1
Cal Lutheran (CL)	13	Doane (D)	6	Plymouth St. (Ply)	1
Widener (Wid)	12	Eastern Conn. (EC)	6	Williams (Wil)	1

Non-scoring teams with competitors in finals—Adrian (Ad), Bates (Bat), Brockport St. (Bro), Capital (Cap), City Col. N.Y. (CCNY), Coast Guard (CG), Coe (Coe), Cortland (Cor), Frank. & Marsh. (FM), Fredonia St. (Fre), John Carroll (JC), Plattsburgh St. (Pla), SW Memphis (SWM).

100-METER DASH

FINAL—1. Brown (Westmo) 10.4, 2. Franklin (SNO) 10.4, 3. Langford (SNO) 10.5, 4. Rose (CL) 10.6, 5. Robinson (SNO) 10.6, 6. Johnson (Westmo) 10.7.

200-METER DASH

FINAL—1. Robinson (SNO) 21.63, 2. Langford (SNO) 21.70, 3. Stone (Wo) 21.72, 4. Lomax (He) 21.84, 5. Rose (CL) 21.93, 6. Brown (Westmo) 21.99.

400-METER DASH

FINAL—1. Rempel (SS) 46.93, 2. Moffat (U) 47.62, 3. Duke (Fis) 47.74, 4. Smith (Ot) 47.75, 5. Martino (Ge) 47.77, 6. Harvey (SR) 47.93.

800-METER RUN

FINAL—1. King (As) 1:50.06, 2. Cleary (Oc) 1:51.29, 3. Zentmeyer (GS) 1:51.55, 4. Johnson (T) 1:52.08, 5. Scheurer (U) 1:52.24, 6. Stevens (Ply) 1:52.63.

1500-METER RUN

FINAL—1. Colley (Oc) 3:46.94, 2. Palmquist (SO) 3:48.97, 3. Horton (Bra) 3:48.98, 4. Henderson (Wh) 3:50.07, 5. Spear (Ha) 3:50.79, 6. Dates (Pr) 3:50.89; **non-scoring finalists**—Hammermeister (Au) 3:51.09, Kelehan (ST) 3:54.15.

5000-METER RUN

FINAL—1. Kramer (Carl) 14:26.05, 2. Armstrong (PP) 14:37.24, 3. Copper (Au) 14:43.25, 4. Peters (HS) 14:47.27, 5. Fawley (Ma) 14:56.82, 6. Bitterly (Oc) 15:01.73; **non-scoring finalists**—Kemp (MU) 15:09.23, Drake (Cor) 15:12.20.

10,000-METER RUN

FINAL—1. Richardson (MIT) 29:50.92, 2. Strain (Mi) 30:31.50, 3. Johnston (Carl) 30:34.42, 4. Roddy (Ge) 30:37.60, 5. Kimmant (CR) 30:38.53, 6. Reynolds (Carl) 30:43.40; **non-scoring finalists**—Bradford (Bra) no time, Oparowski (Bat) no time.

110-METER HIGH HURDLES

FINAL—1. Moses (Mor) 13.8, 2. Paschke (BW) 14.4, 3. Hodge (Wid) 14.6, 4. Kennedy (CL) 14.6, 5. Ulmer (D) 14.7, 6. David (OC) 14.7.

400-METER HURDLES

FINAL—1. Moses (Mor) 49.59, 2. Stebbins (RT) 52.06, 3. Russell (OW) 52.32, 4. Nelson (SS) 53.36, 5. Allen (Alf) 53.43, 6. Steele (OW) 53.45.

3000-METER STEEPLECHASE

FINAL—1. Innes (HS) 8:48.4, 2. Weiler (Aq) 8:48.6, 3. Fisher (NC) 9:05.1, 4. Coy (BW) 9:05.7, 5. Riggs (Ge) 9:11.7, 6. Orlowski (IB) 9:17.0; **non-scoring finalists**—Underwood (Bro) 9:17.31, Dougherty (RT) 9:32.88.

HIGH JUMP

FINAL—1. Beaver (Oc) 2.11 (6-11), 2. Kinnunen (Ha) 2.08 (6-10), 3. Hall (Oc) 2.08 (6-10), 4. Cope (MU) 2.06 (6-9), 5. Weeks (CL) 2.06 (6-9), 6. O'Dell (MS) 2.06 (6-9); **non-scoring finalists**—McGuire (D) 2.06 (6-9).

LONG JUMP

FINAL—1. Journey (Westmi) 7.25 (23-9/2), 2. Howe (NW) 7.17 (23-6¼), 3. Tipton (HS) 7.15 (23-5½), 4. Threlkeld (Cart) 7.14 (23-5), 5. Omiegbie (LH) 7.01 (23-0), 6. Lyons (As) 6.94 (22-9¼); **non-scoring finalists**—Jones (JC) 6.86 (22-6¼), Macaulay (Coe) 6.85 (22-5½).

POLE VAULT

FINAL—1. Wunderlich (SR) 4.72 (15-6), 2. Felder (Au) 4.57 (15-0), 3. Dickmeyer (Fe) 4.57 (15-0), 4. French (Westmo) 4.57 (15-0), 5. Phillips (IB) 4.57 (15-0), 6. Hill (Fe) 4.57 (15-0); **non-scoring finalists**—Young (SR) 4.42 (14-6), Johnson (CL) 4.42 (14-6).

SHOT PUT

FINAL—1. Versen (Cart) 16.58 (54-4½), 2. Wopat (La) 16.40 (53-9½), 3. Pilleri (EC) 16.31 (53-6), 4. Yleverton (OS) 16.21 (53-2), 5. Sullivan (As) 16.14 (52-11½), 6. Franklin (Pr) 16.12 (52-10½); **non-scoring finalists**—Summers (Ad) 16.09 (52-9½), Meindl (Cap) 15.48 (50-9½).

DISCUS

FINAL—1. Grimm (ST) 49.38 (162-0), 2. Tischer (J) 49.15 (161-3), 3. Wopat (La) 48.56 (159-4), 4. Versen (Cart) 48.52 (159-2), 5. Brice (Low) 47.42 (155-7), 6. Deitz (ST) 47.37 (155-5).

JAVELIN

FINAL—1. Haverty (Fit) 69.72 (228-9), 2. Lothrop (Alm) 67.39 (221-1), 3. Bisking (LH) 67.26 (220-8), 4. Norman (U) 65.66 (215-5), 5. Jurgs (Ge) 64.97 (213-2), 6. Carey (LH) 63.37 (207-1); **non-scoring finalists**—Stiegler (Carl) 62.97 (206-7), Ozer (FM) 62.71 (205-9).

HAMMER THROW

FINAL—1. Linscheid (Low) 58.09 (190-7), 2. Haskell (Low) 57.86 (189-10), 3. Healy (Fit) 57.43 (188-5), 4. Laub (Bra) 57.02 (187-1), 5. Healey (Col) 52.91 (173-7), 6. Tanner (Wil) 52.73 (173-0); **non-scoring finalists**—Mack (CG) 50.39 (165-4), Govey (Fit) 47.88 (157-1).

TRIPLE JUMP

FINAL—1. Williams (Oc) 15.15 (49-8½), 2. Allen (RH) 14.98 (49-1¾), 3. Atkinson (Ho) 14.75 (48-¾), 4. Mager (As) 14.71 (48-¾), 5. Johnson (J) 14.68 (48-1¾), 6. Knighten (Oc) 14.65 (48-1); **non-scoring finalists**—Day (CCNY) 14.65 (48-1), Glen (NW) 14.58 (47-10¼).

DECATHLON

FINAL—1. Hale (Fis) 7,550, 2. Baker (Pr) 6,873, 3. Cuny (BW) 6,705, 4. Mussman (D) 6,636, 5. Campion (SR) 6,568, 6. Papa (SR) 6,559; **non-scoring finalists**—Gadley (Pla) 6,432, Mulkey (SWM) 6,393, May (Mi) 6,383, Fehring (As) 6,347, Harris (SWM) 6,300, Heinrich (Fre) 6,246, Oman (Ot) 6,103, Ortiz (CL) 5,897, Versen (Cart) 5,655.

400-METER RELAY

FINAL—1. Southern, N.O. (Langford, Rice, Robinson, Franklin) 40.71, 2. Stanislaus St. (Seale, Hope, Rempel, Nelson) 40.82, 3. Widener (Hodge, Foster, Carter, Ivery) 41.73, 4. Gettysburg (Scott, Martino, Sims, Gorecki) 41.93, 5. Calvin (Van Dyken, Alkema, Ridder, Mulder) 42.06, 6. Cal Lutheran (Fields, Grant, Hayes, Rose) 42.19; **non-scoring finalists**—Neb. Wesleyan no time, North Central no time.

1600-METER RELAY

FINAL—1. Stanislaus St. (Seale, Nelson, Rempel, Hope) 3:10.67, 2. Ashland (Ash, King, Sims, Wade) 3:12.23, 3. Southern, N.O. (Rice, Henry, Belfield, Robinson) 3:13.44, 4. Morehouse (Moses, Butler, Sims, Williams) 3:13.76, 5. Gettysburg (Sims, Luy, Dottavio, Martino) 3:15.17, 6. Fort Valley St. (Ellis, Johnson, Smart, Thompson) 3:15.78; **non-scoring finalists**—Glassboro St. no time, Coe no time.

USTFF CHAMPIONSHIPS

Jayhawks Lead University Entries; PCC Dominates Field For Club Title

By JOE YATES*Sports Information Director, Wichita State University*

Nine United States Track and Field Federation records were established in the 1977 championships in Wichita, Kansas, but only one came in the men's events. Seven others were set in the women's competition, with another in junior action.

The Pacific Coast Club continued its domination of the club title, taking top honors with 58 points over the University of Chicago Track Club and its 39 points.

PCC athletes captured titles in three field events. Dan Ripley bested a vault contingent that included Arkansas State's Earl Bell and UCLA's Mike Tully. Mac Wilkins had a comfortable edge in the discus throw, placing third in the shot put won by teammate Al Feuerbach. Wilkins was a repeat winner; Feuerbach was shot put runner-up in '76.

In University men's competition, Kansas ran away with the title by amassing 73 points to Rice University's 31. Clifford Wiley dashed to victory at both 100 and 200 meters, while Tommy McCall was the best runner over the 800-meter distance.

Dwight Stones, competing for the Oasis Track Club, bettered his own standard in the high jump, clearing 7-4¼ to surpass 7-3½—his record mark set in 1973.

15th USTFF Championships

SCORING—UNIVERSITIES—Kansas 73, Rice 31, Missouri 26, Louisiana 20, NE Louisiana 18, Baylor 16, Nebraska 16, Cornell 11, Illinois 10, Kansas St. 10, Arizona St. 10, Georgia Tech 10, Clemson 10, Wichita St. 8, Arkansas St. 8, Wisconsin 8, Texas Tech 6, Colorado St. 6, Minnesota 6, South Carolina 4, Alabama 4, Furman 4, UCLA 4, Air Force 4, Temple 3, Lamar 2, Langdon 2, Texas A&M 2, Colorado 1. **TRACK CLUBS**—Pacific Coast Club 58, Chicago TC 39, DC Striders 23, Maccabi TC 14, Hurricane TC 14, Bruce TC 14, Backus TC 10, Athletes In Action 10, Oasis TC 10, Duke City Dashers 8, Colorado TC 8, Indiana TC 8, Fun's Fitness AC 6, Knoxville 6, Florida TC 4, Terlingua TC 4, Denver TC 2, Club Midwest 2, Plains TC 2.

100—Wiley (K) 10.32, Darrett (R), Garrison (O), Thomas (SC), Newell (K), Johnson (NEL); **200**—Wiley (K) 20.64, Scott (LS), Hall (Cor), Newell (K), Law (Lan), Darrett (R); **400**—Vinson (DCS) 45.82, Udo (Mis), Wagner (K), Sowerby (DCS), Pierson (TT), Walker (DCS); **800**—McCall (K) 1:49.14, Casselman (PCC), Ginrich (R), Stagg (Oklahoma St.), Robinson (DCS), Lundy (Cor); **800 (special)**—Wohlhuter (ChTC) 1:45.78, Prince (K), Wilson (O), Collins (Bay), Sang (Wis), Casselman (PCC); **1500/MILE**—Slack (ChTC) 3:43.6/3:59.62, Lacy (Wis), Addison (KTC), Harris (CS), Whittaker (Neb), Clarke (ChTC); **5000**—Virgin (Il) 13:49.17, Rojas (CoTC), Gregario (unatt), Viljoen (Okla. St.), Carlberg (PTC), Froelich (R); **10,000**—McNider (ChTC) 30:40.94, Adams (Bay), Clerater (unatt), Dierckman (TTC), Bushy (CM), Hall (unatt); **110-HH**—Taylor (Arks) 13.69, Hill (MTC), Obasogie (Mis), Williams (O), Kelly (Okla. St.), Isaiiah (R); **400-H**—Byram (O) 50.51, Roberts (Okla. St.), Williams (DCS), Anderson (Fur), Stagg (Lam), Floyd (NEL); **3000-M STEEPLE**—Timm (AIA) 8:37.35, Lundberg (ChTC), Earhardt (Min), Fischer (ChTC), Lohman (DTC), Roscoe (K); **MARATHON**—Tovin 2:34:52, Cambon, Hiebert, Penny, Schmidt, Shimon.

HJ—Stones (OTC) 7-4¼, Wimberly (Bay), Woods (PCC), Winsor (unatt), Page (Mis), Iron (T); **LJ**—Whitaker (Mis) 25-11, Cobb (ITC), Adams (unatt), Reardon (K), Sloan (KS), Brack (K); **PV**—Ripley (PCC) 18-4, Bell (ArkS), Porter (HTC), Tully (UCLA), Neilson (ChTC), Blair (TAM); **SP**—Feuerbach (PCC) 67-6, Walker (HTC), Wilkins (PCC), Price (FTC), England (Al), Cain (Al); **DISC**—Wilkins (PCC) 218-8, Plucknett (unatt), Columbus (Cl), Kunz (Neb), Cain (Al), Stewart (TAM); **JAV**—Sorechik (Neb) 258-5, Darwin (BTC), Andrews (BTC), Ralph (Cl), Blythe (Al), Thomas (T); **HAM**—Bessette (BTC) 209-9, Wilkins (PCC), Arcaro (MTC), Meyer (ChTC), Duffalo (CS), Baginski (Cor); **TJ**—Lowe (GT) 53-¾, DuVall (unatt), Parete (KS), Reardon (K), Bennett (KS), Brien (T); **DECATH**—Bennett (unatt) 7,702, Whiston (DCD), Riddle (FFAC), Troclair (LS), Overstake (unatt), Currier (K).

RELAYS—440—Kansas (Washington, Coleman, Newell, Blatcher) 40.25, Rice, NE Louisiana, Cornell, Air Force; **MILE**—Louisiana St. 3:10.54, NE Louisiana, Rice, Texas Tech, Air Force.

1978 Meet: May 26-27, Wichita, Kansas.



STRIDE FOR STRIDE—Johnny Lam Jones of Texas and Arkansas State's Ed Preston aren't in a dead heat, but Preston has matched the stride of the eventual winner of a special 100-meter race at the Texas Relays. Jones, second in the NCAA 100, crossed the finish line in 9.85 (9.9 hand-timed).

Best Performances By Collegians

Compiled by **BOB STEINER**

In Cooperation With **TRACK & FIELD NEWS**

100-METER DASH

Name, College	Best Mark
Glance, Auburn	10.16
Edwards, Southern Cal	10.18
Wiley, Kansas	10.21
Williams, Austin Peay	10.22
J. Andrews, Southern Cal	10.22
Jones, Texas	10.23
Kee, Southern Illinois	10.27
Dill, Seton Hall	10.28
Preston, Arkansas St.	10.30
Easley, Auburn	10.33
Garrison, Oklahoma	10.33

hand timing

Glance, Auburn	9.8
Jones, Texas	9.9

wind-aided

Jones, Texas	10.08
--------------	-------

200-METER DASH

Edwards, Southern Cal	20.13
Wiley, Kansas	20.42
Hampton, UCLA	20.43
Glance, Auburn	20.47
Snoddy, Oklahoma	20.48
Darden, Arizona St.	20.52
Burl, Arizona St.	20.57
Dill, Seton Hall	20.58
Jordan, Oregon St.	20.59
Melvin, East Carolina	20.63

hand timing

Jones, Texas	20.0
Glance, Auburn	20.2

400-METER DASH

Newman, Texas Southern	45.17
Smith, Auburn	45.31
Frazier, Arizona St.	45.51
T. Andrews, Southern Cal	45.57
Darden, Arizona St.	45.60
Moses, Morehouse	45.60
Dale, Villanova	45.64
Saunders, Long Beach St.	45.68
Price, Adelphi	45.74
Udo, Missouri	45.77
J. Andrews, Southern Cal	45.80
Solomon, New Mexico	45.84
Enyeart, Utah State	45.98

800-METER RUN

Name, College	Best Mark
Enyeart, Utah State	1:44.8
McLean, Bucknell	1:45.2
Newman, Texas Southern	1:45.2
Belger, Villanova	1:45.8
Wilson, Oklahoma	1:46.1
Masterson, Ouachita Baptist	1:46.2
Kiplkurgat, New Mexico	1:46.3
Johnson, Southern Cal	1:46.5
Schilling, San Jose St.	1:46.8
Marsh, Ball State	1:47.0

1500-METER RUN

Scott, Cal.-Irvine	3:36.1
Waigwa, Tex.-El Paso	3:37.3
Kane, Villanova	3:39.4
Lacy, Wisconsin	3:39.9
Craig, Texas	3:40.0
Duits, Western Michigan	3:40.3
Flynn, Eastern Tennessee	3:40.9
O'Shaughnessy, Arkansas	3:41.5
Plasencia, Minnesota	3:41.6
Schwartz, Duke	3:41.8

MILE RUN

Waigwa, Tex.-El Paso	3:53.8
Scott, Cal.-Irvine	3:55.1
Flynn, Eastern Tennessee	3:55.3
O'Shaughnessy, Arkansas	3:55.4
Spir, Oregon	3:58.7
Rono, Washington St.	3:59.2
Arriola, Arizona	3:59.3
Lacy, Wisconsin	3:59.6

5000-METER RUN

Kimombwa, Washington St.	13:21.9
King, North Carolina	13:32.5
Kimeto, Washington St.	13:32.8
Rono, Washington St.	13:37.5
Staynings, Western Kentucky	13:39.2
Treacy, Providence	13:39.8
Virgin, Illinois	13:42.1
Centrowitz, Oregon	13:42.7
Taylor, Oregon	13:43.8
Salazar, Oregon	13:47.8

10,000-METER RUN

Name, College	Best Mark
Kimombwa, Washington St.	27:30.5
Kimeto, Washington St.	28:00.6
Virgin, Illinois	28:22.5
Sirma, Tex.-El Paso	28:35.2
Alitz, Army	28:36.8
Treacy, Providence	28:41.4
McGrall, Massachusetts	28:47.1
Rono, Washington St.	28:47.2
Chapa, Oregon	28:51.1
Baker, Auburn	28:55.4
Reid, Brigham Young	29:01.0
Stemmer, Penn State	29:03.0

110-METER HIGH HURDLES

Owens, UCLA	13.49
Foster, UCLA	13.57
Cooper, San Jose St.	13.61
Gaines, Washington	13.61
Johnson, Southern Cal	13.66
Robertson, Maryland	13.68
Taylor, Arkansas St.	13.69
Obasogie, Missouri	13.70
Walker, Arizona St.	13.73
Walker, Auburn	13.74

hand timing

Moses, Morehouse	13.5
------------------	------

400-METER INTERMEDIATE HURDLES

Moses, Morehouse	47.45
T. Andrews, Southern Cal	49.03
Walker, Auburn	49.21
Walker, Arizona St.	49.36
Otono, Mississippi St.	49.62
Turner, Los Angeles St.	49.94
Graybehl, Southern Cal	49.96
Roberts, Oklahoma St.	50.15
Byram, Oklahoma	50.16
Gardner, Utah	50.30
Murei, Wisconsin	50.31

hand timing

Hanlon, St. John's	49.9
Holloway, Middle Tennessee	50.0

3000-METER STEEPLECHASE

Marsh, Brigham Young	8:21.6
Munyala, Tex.-El Paso	8:21.6
Malley, Penn State	8:22.5

3,000-METER—cont.

Name, College	Best Mark
Staynings, Western Kentucky	8:30.1
Rono, Washington St.	8:31.1
Korosov, New Mexico	8:33.2
Bickford, Northeastern	8:33.6
Wathne, Brigham Young	8:36.3
Wright, Tennessee	8:36.5
Tuwei, Richmond	8:37.8

HIGH JUMP

Arney, Arizona St.	7-6
Jacobs, Fairleigh Dickinson	7-5½
Barrineau, Georgia	7-5
Joy, Tex.-El Paso	7-4½
Page, Missouri	7-4½
Haber, Hayward St.	7-4
Allard, Drake	7-2¼
Ruebel, Purdue	7-2¼
Wimberly, Baylor	7-2¼
Pringle, Florida	7-2
Kuehl, Iowa State	7-2
Livers, San Jose St.	7-2
Melly, Maryland	7-2
Rainbolt, Kansas	7-2

LONG JUMP

Doubly, Southern Cal	26-11¾
Ehizuelen, Illinois	26-10
Lofton, Stanford	26-9
Dykes, SE Louisiana	26-2½
Pinnick, Illinois St.	26-1½
Halim, Eastern Tennessee	26-½
Jackson, Arizona St.	26-½
Asare, Tex.-El Paso	25-10½
Banks, UCLA	25-10½
Glance, Auburn	25-9¾

POLE VAULT

Bell, Arkansas St.	18-4½
Tully, UCLA	18-2½
Baird, Long Beach St.	18-2
Barry, Brigham Young	17-9
Woeppse, San Jose St.	17-6
DiStanislao, Southern Cal	17-5½
Laz, Illinois	17-4¾
Abada, Tex.-El Paso	17-4¾
Johnson, Southern Illinois	17-3
Haynie, Arizona St.	17-2¼

SHOT PUT

Name, College	Best Mark	Name, College	Best Mark
Albritton, Stanford	70-6½	Livers, San Jose St.	56-4¾
Medlin, North Carolina St.	65-4½	Banks, UCLA	55-4½
England, Alabama	64-3¾	Grimes, UCLA	54-6¾
Semkiw, San Jose St.	63-7¾	Ehizuelen, Illinois	54-6¾
Pauletto, Central Michigan	63-3¾	Campbell, Washington St.	54-5½
Gross, Adams St.	63-2¾	Jordan, Tennessee	54-11½
Almstrom, Tex.-El Paso	62-9½	McIntyre, East Carolina	53-9¼
Nilsen, Brigham Young	62-5¾	Hutchins, Tex.-El Paso	53-9¼
Vincent, Washington	62-3	Caldwell, Houston	54-4¼
Cain, Alabama	62-2¼	Pomaney, Tarleton St.	53-4

TRIPLE JUMP

DISCUS THROW

Burns, Colorado	209.7	Steiner, Brigham Young	7747
Overton, California	200.1	Bardales, Cal.-Irvine	7621
Walvik, Tex.-El Paso	199.3	Hale, Fisk	7555
Fruguglietti, Southern Cal	198.6	Schneider, St. John's	7380
Burton, Oregon	197.11	Lacombe, Houston	7374
Gross, Adams St.	195.7	Waters, Point Loma	7365
Gardenkranz, Brigham Young	195.6	Fritts, Tennessee	7335
Elder, Southern Cal	195.2	Wise, Ambassador	7312
Sutherland, Los Angeles St.	192.0	Stebbins, Mt. St. Mary's	7307
Gordien, Cal Poly Pomona	191.8	Palles, Mississippi St.	7282
		Jacobs, Arizona	7271

DECATHLON

JAVELIN

Blythe, Alabama	274-6	Auburn	39.01
George, Brigham Young	270-3	Arizona St.	39.06
Roggy, Southern Illinois	267-10	UCLA	39.06
Atwood, Washington	265-9	Southern Cal	39.14
Sorchik, Nebraska	262-11	Texas	39.31
Kirby, Maryland	262-6	Florida St.	39.48
Dykehouse, Florida	258-5	Tennessee	39.56
Ralph, Clemson	257-0	Kansas	39.59
Olsen, Tennessee	254-3	Oklahoma	39.59
McIntosh, Florida	250-7	California	39.76

400-METER RELAY

HAMMER THROW

Neilson, Washington	229-1	Arizona St.	3:01.7
Buxton, Washington St.	224-11	New Mexico	3:04.4
Berry, Tex.-El Paso	222-7	Southern Cal	3:04.5
Johnston, Northeastern	208-9	Villanova	3:04.9
Silverio, Manhattan	206-10	Southern	3:05.0
Middles, Washington St.	206-5	Jackson St.	3:05.2
Healey, Fitchburg St.	201-10	Tennessee	3:05.4
Kuusela, Brigham Young	201-4	Texas Southern	3:05.7
Durrigan, Southern Conn.	198-9	Howard	3:05.8
Wiener, Army	198-6	UCLA	3:05.8

1600-METER RELAY

College Championship Meet Results

24th Atlantic Coast Conference Championships

SCORING—Maryland 208, North Carolina 105, North Carolina St. 83, Virginia 74, Clemson 62, Duke 46, Wake Forest 11.

100—Green (NCS) 10.40, Lancaster (M), Powell (NC), Lanier (NCS), Adair (NCS), Dickerson (V); **200**—Lancaster (M) 20.96, Adair (NCS), Dickerson (V), Rosenberg (M), Ward (WF), Taylor (V); **400**—Johnson (M) 47.25, Healdam (C), Brown (NC), Fields (M), Bruce (V), Kelly (V); **800**—Lockerbie (NC) 1:53.07, Brown (NCS), Troutman (D), Southernland (NC), Twilley (WF), Craty (V); **1500**—King (NC) 3:45.3, Rankin (M), Royce (D), Slack (NC), Howard (V), Lowe (D); **5000**—King (NC) 14:15.87, Garner (M), Hofstetter (NC), Griffith (NCS), Gleason (M), Matthews (C); **10,000**—Hofstetter (NC) 30:09.03, Quance (D), Wilhelm (M), Cornwell (M), Geer (C), Davidson (C); **110-HH**—Robertson (M) 13.8, Chesley (M), Ke. Williams (V), Lanier (NCS), Duren (NCS), Ka. Williams (V); **400-H**—Ka. Williams (V) 51.77, Robertson (M), Ke. Williams (V), Cox (NC), Buchanan (NCS), Galbraith (V); **3000-M STEEPLE**—Clayton (D) 8:59.0, Matthews (C), Taylor (NC), Pincus (V), Royce (D), Gleason (M).

HJ—Melly (M) 7-2, Stroup (M), Jones (NC), Vaux (M), Shuler (NC), Hill (NCS); **LJ**—Ivory (M) 25-4¼, Davenport (M), Farris (NC), Galbraith (V), Nesbit (D), Coleman (NCS); **PV**—Turley (M) 15-6, Burk (V), tie Oakley (WF) and Struble (M) and Bissett (NC), McCurdy (M); **SP**—Medlin (NCS) 63-10, Pyka (M), Andersson (M), Hannah (NCS), Caruthers (NCS), Salzano (NC); **DISC**—Columbus (C) 188-7, Vincenzen (D), Andersson (M), Hersh (M), Medlin (NCS), Caruthers (NCS); **JAV**—Kirby (M) 262-6, Ralph (C), Mikula (D), Burke (C), Rutkowski (D), Diehl (V); **TJ**—Ivory (M) 50-8¾, Long (M), Coleman (NCS), Wynne (NC), Guthrie (M), Bolton (V).

RELAYS—**440**—Maryland (Robertson, Rosenberg, Peniston, Lancaster) 40.90, N.C. State, Clemson, Virginia, North Carolina, Wake Forest; **MILE**—Maryland (Morris, James, Fields, Johnson) 3:14.1, Virginia, Clemson, North Carolina, Wake Forest, Duke.

1978 Meet: April 21-22, Clemson University.

70th Big Eight Championships

SCORING—Kansas 133, Oklahoma 118, Missouri 89, Kansas St. 68, Nebraska 51½, Iowa State 40, Colorado 32½, Oklahoma St. 26.

100—Wiley (K) 10.17, Garrison (O), Kelley (O), Snoddy (O) Ofiti (M), Newell (K); **200**—Snoddy (O) 20.37, Wiley (K), Ofiti (M), Garrison (O), Blutcher (K), Newell (K); **400**—Udo (M) 46.26, Wagner (K), McKensie (N), Muehlback (KS), Dahl (O), Steele (O); **800**—Clark (M) 1:48.99, Ramsey (O), Wilson (O), Rohde (O), Reckmeyer (N), Harter (K); **1500**—Wilson (O) 3:48.39, Myers (IS), Whitaker (N), Vernon (O), Hamilton (M), Davis (KS); **5000**—Spillsbury (C) 14:34.00, Viljoen (OS), Vernon (O), Stelzer (N), Bessley (KS), Novak (C); **110-HH**—Coleman (K) 13.59, Williams (O), Obasogie (M), Kelley (OS), Smith (O), Brack (K); **400-H**—Roberts (OS) 50.15, Byram (O), Little (K), Combs (KS), Fisher (N), Wagner (K); **3000-M STEEPLE**—Mason (K) 8:53.02, Harmon (M), Roscoe (K), Manley (IS), Bishop (O), Reese (M).

HJ—Page (M) 7-4½, Kuehl (IS), Rainbolt (K), Kieffer (IS), Herzog (N), Monismith (C); **LJ**—Whitaker (M) 26-4¾, Parke (C), Bennett (KS), Brack (K), Reardon (K), Pleasant (O); **PV**—Metzger (K) 16-4, Knauss (KS), Pratt (IS), Nofsinger (KS), tie Weigel (C) and Ross (N); **SP**—Moore (M) 59-8¼, Podrebarac (K), Hodge (IS), Dando (N), RoHeart (K), Foster (K); **DISC**—Burns (C) 194-3½, Kunz (N), Harrell (M), Tabor (O), Hodge (IS), Barrington (K); **JAV**—Sorichik (N) 260-10, Stancliff (K), Perbeck (KS), Morse (K), Smith (O), Valasa (IS); **TJ**—Parette (KS) 50-6, Reardon (K), Bennett (KS), Page (M), Murray (N), Linck (KS).

RELAYS—**440**—Oklahoma (Kelley, Pleasant, Snoddy, Garrison) 40.21, Kansas, Kansas St., Nebraska, Oklahoma St., Colorado; **MILE**—Kansas St. (Combs, Washington, Muehlbach, Prince) 3:10.64, Oklahoma, Kansas, Missouri, Oklahoma St., Iowa State.

1978 Meet: May 19-20, Oklahoma State University.

Big Sky Conference

SCORING—Idaho St. 158, Idaho 102, Montana 93 2/5, Boise St. 79 1/5, Northern Arizona 74 1/5, Weber St. 48 1/5, Montana St. 34.

100—Amarteifio (IS) 9.69, Buys (NA), Curry (NA), Bolden (IS), Sam (BS), May (D)—**220**—Amarteifio (IS) 21.00, Sam (BS), Burrey (NA), Bolden (IS), Austin (IS), May (D); **440**—Austin (IS) 47.33, Omodiale (I), Wells (M), Andrews (M), Yizar (IS), Kerr (M); **880**—Wilson (IS) 1:51.30, Bartlett (I), Roys (M), English (IS), Reinking (I), Knoblich (I); **MILE**—Trapp (NA) 4:10.36, Chavez (WS), Knobligh (I), Bell (IS), Collier (BS), Mackay (NA); **3-MILE**—Erhard (M) 14:04.50, VanDine (BS), Trapp (NA), McDurga (WS), Waugh (NA), Heath (IS); **6-MILE**—Segura (WS) 29:47.6, VanDine (BS), Heath (IS), Reyes (NA), McDougal (M), Behrman (M); **120-HH**—Bolden (IS) 14.21, Ferda (M), Kuzma (IS), Savage (NA), Fox (M), Gurr (NA); **400-H**—Masson (BS) 52.39, Giem (M), Kuzma (IS), Lundy (IS), Barker

(WS), Svenvold (MS); **3000-M STEEPLE**—Erhard (M) 8:58.34, Trapp (NA), Lorensen (BS), Strong (WS), Davis (WS), Dornfield (M).

HJ—Powell (IS) 6-10, tie Bakken (I) and Shattuq (NA), Johnson (MS), Lemee (IS), tie among Flynn (M), Harris (BS), Morgan (M), Shaw (WS) and Kinked (NA); **LJ**—Wilson (IS) 24-5¾, Bolden (IS), W. Richardson (WS), R. Richardson (IS), Nydam (M), Hawkins (BS); **PV**—Halverson (M) 16-0, Vaughn (WS), Talley (IS), Wilkerson (NA), Wilson (BS), Reilly (I); **SP**—Saras (I) 56-¼, Gorrell (BS), Palkovic (IS), Allemeersch (I), Kilsdaad (D), Johnson (I); **DISC**—Fisher (I) 175-7, Allermeersch (I), Gorrell (BS), Welch (MS), Johnson (E), Allen (D), Saras (D); **JAV**—Cichosz (MS) 226-11, Worley (I), Jones (MS), Solberg (M), Young (MS), Wedel (MS); **TJ**—Nsoto (I) 51-1, Hawkins (BS), Slaton (BS), Christensen (MS), Johnson (M), R. Richardson (IS).

RELAYS—**440**—Idaho St. (Amarteifio, Kimmel, Bolden, Yizar) 40.82, Northern Arizona, Montana, Idaho, Boise St., Montana St.; **MILE**—Montana (Kerr, Andrews, Wells, Giem) 3:12.56, Idaho St., Idaho, Weber St., Boise St., Montana St.

1978 Meet: May 19-20, Idaho State University.

77th Big Ten Championships

SCORING—Illinois 116, Indiana 97, Michigan St. 89, Wisconsin 78, Michigan 69, Purdue 32, Minnesota 28, Ohio State 21, Iowa 20, Northwestern 8.

100—Johnson (W) 10.86, Smith (MS), Frazier (Min), Wyatt (Il), Graf (In), Flowers (MS); **200**—Smith (MS) 21.68, Flowers (MS), Johnson (W), Jackson (OS), Hennigar (Mic), Crouther (Mic); **400**—tie Grace (Mic) and Peters (Il) 46.42, Byrd (MS), Hill (Il), Hughes (In), Okoleu (Min); **800**—Smith (Il) 1:47.84, Johnson (Mic), Shroyer (In), White (Il), Furst (Mic), Baumgartner (Mic); **1500**—Lindsay (MS) 3:45.3, Lacy (W), Jirell (Il), Metzler (Min), Sang (W), Elliott (Mic); **5000**—Virgin (Il) 13:55.65, Lindsay (MS), Plasencia (Min), Visscher (In), Crane (E), Donakowski (Mic); **10,000**—Meyer (Mic) 29:58.03, Foley (In), Johnson (W), Hurd (O), Turchyn (In), McFee (Mic); **110-HH**—Hands (W) 14:33, Cammack (P), Stapp (In), Oliver (O), Crouther (Mic), Chisholm (Mic); **400-H**—Murei (W) 50.68, Klein (MS), Neely (MS), Brown (P), McNeese (In), Williams (Mic); **3000-M STEEPLE**—Pershing (Io) 9:00.13, Kolodrubutz (N), Jackson (W), Miehle (W), Scheper (Mic), Meyer (Mic).

HJ—Ruebel (P) 7-1, Kealing (In), Gibbs (Mic), Hansen (Io), Berry (In), Pieroni (In); **LJ**—Ehizuelen (Il) 25-4¾, Laing (P), Pate (In), Cannon (In), Kaufman (W), Ewald (In); **PV**—Laz (Il) 16-8, Romein (Il), Clabaugh (Io), tie Crites (In) and Mortland (Min), Fleischman (Min); **SP**—Braun (W) 57-7½, Schneider (MS), Sloan (Il), Hetes (Mic), Price (In), Nummi (O); **DISC**—Price (In) 175-1, Finis (Il), Kueker (Il), Ailts (Min), Rhodes (P), Braun (W); **TJ**—Ehizuelen (Il) 53-8¾, Cannon (In), Reavis (Il), Perryman (Il), Davis (O), Eqald (In).

RELAYS—**400**—Michigan (Chisholm, Grace, Hennigar, Crouther) 40.64; Michigan St., Illinois, Ohio State, Wisconsin, Minnesota; **1600**—Indiana (McNeese, Shroyer, Peters, Hughes) 3:07.8, Michigan St., Michigan, Illinois, Minnesota, Wisconsin.

1978 Meet: May 19-20, Northwestern University.

California Collegiate Athletic Association

SCORING—Los Angeles St. 91.5, Northridge St. 82, Cal Poly SLO 59.5, Cal Poly Pomona 58, Cal.—Riverside 25, Bakersfield St. 18.

100—Turner (LA) 10.4, Frierson (CPP), Long (CPS), Wilmoth (CPP); **200**—Hart (LA) 20.9, Lloyd (CPS), Frierson (CPP), Forrest (CR), Wilmoth (CPP); **400**—Lloyd (CPS) 46.6, Bell (B), Peete (LA), Cockerel (B), Bush (CPS); **800**—Wulf (N) 1:50.9, Hellebrand (N), Fox (N), Ayon (N), Erb (N); **1500**—Hellebrand (N) 3:51.4, Ayon (N), Whalen (LA), Mysliviec (CPS), Carlson (CPP); **5000**—Simons (LA) 14:21.2, Garcia (CR), Reynoso (CPS), Warrick (CPS), Wright (N); **10,000**—Simons (LA) 30:33.0, Warrick (CPS), Munoz (N), Reynoso (CPS), Beck (B); **110-HH**—Hart (LA) 13.9, Rillera (LA), Johnson (N), Godinez (CPS), Lind (N); **400 H**—Turner (LA) 50.3, Bartlett (CPS), Williams (CPS), Bouchereau (LA), McCurtis (CR); **3000-M STEEPLE**—Mueller (CR) 9:11.6, Munoz (N), Raynes (CPS), Lotich (CPP), Small (CPS).

HJ—Flynn (CR) 6-9, Fitzgerald (CPP), Owens (CPP), tie Kraft (CPS) and George (LA); **LJ**—Forrest (CR) 24-1¾, Haynes (N), Adams (CPP), Turek (LA), Carr (CPP); **PV**—Adams (LA) 15-9, Switzer (N), Kruse (CPS), Ferguson (LA), Nugent (CPP); **SP**—Carr (CPP) 56-1, Gordien (CPP), Iacopetti (N), Baxter (LA), Gebbs (N); **DISC**—Sutherland (LA) 187-2, Gordien (CPP), Gebbs (N), Warren (LA), Smith (CPP); **JAV**—Russell (CPP) 224-4, Kibbee (N), Homsher (N), Luke (LA), Nugent (CPP); **HAM**—Allison (N) 161-11, Gebbs (N), Knab (LA), Brunner (CPS), Behnke (CPS); **TJ**—Haynes (N) 52-6½, Jackson (B), Smith (CPP), Luna (LA), Miller (B); **DECATH**—Nugent (CPP) 6867, Turek (LA), Luke (LA), Lind (N), Werner (N).

RELAYS—**400**—Los Angeles St. (Jenkins, Rowles, Peete, Turner) 40.7, Cal Poly SLO, Cal Poly Pomona, Bakersfield St.; **1600**—Cal Poly SLO (Bartlett, Weigel, Williams, Lloyd) 3:13.5, Bakersfield St., Northridge St., Los Angeles St.

52nd Central Collegiate Conference Championships

SCORING—Southern Ill. 111, Penn State 90, Michigan St. 78, Indiana 64½, Michigan 54, Eastern Mich. 47, Middle Tenn. 33, Bowling Green 33, Western Mich. 32, Central Mich. 28, Illinois St. 22, Toledo 13, Kent State 12, Wayne St. 10½, Pittsburg 9, Northern Ill. 6, Notre Dame 6, Drake 4. Others: Butler, Cleveland St., DePaul, Iowa, Loyola, Minnesota, Purdue, Wisconsin, Wis.-Milwaukee.

100—Smith(MS) 10.51, Kee (SI), Delor (EM), Bailey (EM), Flowers (MS), Graf (In); **200**—Smith (MS) 21.06, Flowers (MS), Bailey (EM), Taylor (EM), Kee (SI), Peters (In); **400**—Dorsey (SI) 46.75, Grace (Mic), Byrd (MS), Bigelow (SI), Lively (SI), Hughes (In); **800**—Anich (BG) 1:48.99, Basasi (SI), Grant (T), Bunge (Min), Arnold (EM), Perry (MT); **1500**—Ryan (BG) 3:42.97, Malley (PS), Visscher (In), Metzler (Min), Weaver (EM), Mavis (MS); **5000**—Lindsey (MS) 14:16.65, Badden (PS), Sawyer (SI), Thomas (Dr), Stemmer (PS), Rupe (CS); **10,000**—Stemmer (PS) 30:47.58, Stinzi (Wis), Farmer (WM), Cooper (PS), Majak (PS), McSheffery (BG); **110-HH**—Crouther (Mic) 14.2, Alexia (CM), Wheeler (CM), Helfner (KS), Chisholm (Mic), Ramsey (EM); **400-H**—Kline (MS) 51.06, Austin (PS), Neely (MS), Alexia (CM), Cornwell (WM), Thomas (MT); **3000 STEEPL**—Badden (PS) 8:48.5, Malley (PS), Mieh (Wis), Jackson (Wis), Lewis (WM), Craker (In).

HJ—Rubel (Pu) 7-2¼, Gibbs (Mic), Kealing (In), Hanson (Jo), Goodyear (Pi), Elliott (EM); **LJ**—Ehizuelen (I) 25-7¼, DoDoo (MT), Rock (SI), Pinnick (IS), Raymond (BG), Lorraway (SI); **PV**—Crites (In) 16-6, Hunter (SI), Laz (II), Stowe (ND), Scott (Wis), Conard (SI); **SP**—Pauletto (CM) 61-1½, Marks (SI), Schneider (MS), Ritzman (NI), Price (In), Marcinein (BG); **DISC**—Salami (MT) 172-8, Finis (II), Price (In), Goshert (Bo), Kueker (II), Marks (SI); **JAV**—Roggy (SI) 236-3, Cwiek (WS), Johnson (CM), Borlik (WM), Hajnik (PS), Zinselmeier (In); **HAM**—Klimoff (WM) 183-5, Breidenbach (KS), Vetica (T), Greaser (PS), Ritzman (NI), Carper (II); **TJ**—DoDoo (MT) 52-10, Lorraway (SI), Cannon (In), Reavis (II), Martin (IS), Taylor (P); **DECATH**—Brigham (unatt.) 7,814, Howell (unatt.), Hajnik (PS), Kinzie (IS), Dobosy (Mic), Thomas (unatt.).

RELAYS—400—Michigan (Chisholm, Grace, Hennigar, Crouther) 40.07, Eastern Mich., Southern Ill., Illinois St., Indiana, Penn State; **1600**—Indiana (Graf, Shroyer, Peters, Hughes) 3:08.88, Michigan St., Southern Ill., Eastern Mich., Penn State, Toledo.

1st Central States Intercollegiate Conference Championships

SCORING—Fort Hays St. 246, Pittsburg St. 108, Emporia St. 105½, Kearney 80, Missouri Southern 11, Wayne St. 6, Washburn 1½.

100—Briggs (ES) 10.7, Marrow (K), Bowles (FH), Henry (ES), Herold (FH); **200**—Bauer (FH) 21.4, Marrow (K), Briggs (ES), Bowles (FH), Henry (ES); **400**—Catron (PS) 47.8, Palmer (FH), Beatty (ES), Gray (FH), McKaig (ES); **800**—Stanbrough (ES) 1:52.15, Rova (FH), McAnany (FH), Savage (PS), Pierce (FH); **1500**—Rabuse (PS) 3:49.8, McAnany (FH), McLeod (PS), Stromberg (K), Sigle (FH); **5000**—McLeod (PS) 14:44.9, Lowry (FH), Purkypyle (ES), Scott (PS), Rabuse (PS); **110-HH**—Bauer (FH) 14.2, Lank (FH), Yaussi (FH), Cherry (K), Stroh (PS); **400-H**—Lank (FH) 52.8, Brading (ES), Foose (FH), Cherry (K), Yaussi (FH); **3000 STEEPL**—Rabuse (PS) 9:09.5, Lowry (FH), Stromberg (K), Beaton (FH), Foster (FH).

HJ—Mohanna (K) 6-8, Wagler (FH), Stoppel (FH), Brading (ES), Druger (WS); **LJ**—Herold (FH) 24-4, Smith (PS), Wagler (FH), Deggs (FH), Henry (ES); **SP**—Cordell (FH) 52-7¼, Wilson (ES), Emms (FH), Laws (ES), Krueger (K); **DISC**—Cordell (FH) 155-11, Wislon (ES), Brown (PS), McGowne (FH), Bayack (ES); **JAV**—Byers (FH) 204-7, Turner (PS), Neubert (PS), Pfortmiller (FH), Vincent (ES); **TJ**—Deggs (FH) 48-9, Smith (PS), Featherston (MS), Wagler (FH), Schultz (K).

RELAYS—440—Kearney 47.6, Fort Hays St., Emporia St.; **MILE**—Emporia St. 3:16.6, Pittsburg, Fort Hays St., Kearney, Wayne St.

College Athletic Conference Championships

SCORING—Principia 96, Rose-Hulman 80, Southwestern 49, Centre 36, Sewanee 7.

100—Shannon (C) 9.9, Hampton (So), Downing (P), Privette (RH); **220**—Privette (RH) 22.38, Shannon (C), Knox (C), Hampton (So), Jones (So); **400**—Knox (C) 49.12, Snyder (P), Clouse (RH), Tappendorff (RH), Jones (P); **800**—Kirkpatrick (P) 1:54.46, Cassidy (RH), Dates (P), Jenkins (P), Apro (C); **MILE**—Dates (P) 4:14.16, Hyde (P), Godfrey (So), Lamb (C), Yankee (C); **3-MILE**—Hyde (P) 15:16.48, Godfrey (So), Hentzen (RH), Young (C), Wright (Se); **120-HH**—Harris (So) 14.73, Allen (RH), Stroder (RH), Reason (P), Whitney (P); **400-H**—Willrout (RH) 55.60, Baker (P), Whitney (P), Doerr (P), Harrison (So).

HJ—Harris (So) 6-6, Stroder (RH), Waterman (P), Wickham (RH), Swinghammer (RH); **LJ**—Allen (RH) 22-11, Straub (C), Mulkey (So), Willrout (RH), Privette (RH); **PV**—Selph (Se) 14-0, Allen (RH), Hodson (RH), Mulkey (So), Baker (P); **SP**—Franklin (P) 53-1, Hibbs (P), Matovich (RH), Mulkey (So), Gray (So); **DISC**—Hibbs (P) 149-9, Baker (P), Franklin (P), Moon (RH), Higginbotham (So); **JAV**—Baker (P) 196-4½, Whitney (P), Mulkey (So), Mullady (So), Augsburger (RH); **TJ**—Allen (RH) 47-8¾, Straub (C), Whitney (P), Willrout (RH), Privette (RH).

RELAYS—400—Rose-Hulman (Privette, Tappendorff, Clouse, Graebert) 43.05, Principia, Southwestern; **MILE**—Principia (Snyder, Kirkpatrick, Jenkins, Baker) 3:19.84, Rose-Hulman, Centre, Southwestern.

College Conference of Illinois and Wisconsin

SCORING—North Central 203, Augustana 160, Carthage 108, Wheaton 91, Illinois Wesleyan 48, Millikin 39, Elmhurst 13, Carroll 12, North Park 7.

100—Foy (IW) 9.9, Lindberg (Cart), Mores (NC), Mason (Wh), Billings (Cart), March (A); **220**—Jones (IW) 22.29, Milken (NC), Bradley (Wh), Mason (Wh), March (A), Reed (NC); **400**—Milken (NC) 49.66, Reynolds (NC), Meyer (A), Moton (NC), Hendron (NC), Wanzo (Cart); **800**—Webber (Cart) 1:54.03, Wentz (Wh), Schmidt (NC), Nichols (NC), Crowns (Cart), Huebner (NP); **MILE**—Henderson (Wh) 4:11.41, Hammermeister (A), Gunderson (Wh), Jawor (NC), Enright (Cart), Mitchell (NC); **3-MILE**—Copper (A) 14:27.48, Fischer (NC), McCoy (A), Mellum (Cart), Klemann (NC), Hall (A); **6-MILE**—Copper (A) 30:52.46, Hall (A), Patrick (NC), Fortney (A), Bashaw (NC), Hartmann (NC); **120-HH**—Martin (NC) 14.89, Cipolle (A), Haynie (A), Helly (M), Johnson (NC), Feicho (NC); **400-H**—Cipolle (A) 54.59, Armstrong (M), Feicho (NC), Kelly (M), Johnson (NC), Davidson (A); **3000 STEEPL**—Scott (NC) 9:36.31, Fischer (NC), Pennington (Wh), Sandino (A), Hartmann (NC), Mores (A).

HJ—Haynie (A) 6-9¾, Markwell (NC), Carsten (Wh), Heenan (NC), Millet (A), Kerwin (NC); **LJ**—Threlkeld (Cart) 23-8¼, Lindberg (Cart), Lawson (NC), Martin (NC), Jacks (A), Hartz (A); **PV**—V. Thompson (Wh) 15-6, J. Thompson (A), Wachenheim (NC), Chase (Cart), Schneider (IW), Hunt (Cart); **SP**—Versen (Cart) 53-3, Conkling (IW), Cotten (Wh), Matus (NC), Eichen (Cart), Blaser (A); **DISC**—Eichen (Cart) 154-7½, Cotten (Wh), Lingner (A), Green (E), Blusher (Wh), Butzke (M); **JAV**—Anderson (A) 202-5, Ems (A), V. Thompson (Wh), Szmajda (IW), Kennedy (E), Jones (IW); **TJ**—Threlkeld (Cart) 45-8¾, Nafziger (M), Veasey (NC), Markwell (NC), Knapp (A), Koelper (Cart).

RELAYS—440—North Central (Reed, Mores, Lawson, Milken) 42.85, Carthage, Wheaton, Illinois Wesleyan, Augustana, Millikin; **MILE**—North Central (Reynolds, Lawson, Hendron, Moton) 3:22.59, Carthage, Augustana, Carroll, Millikin, North Park.

1978 Meet: May 6-7, Illinois Wesleyan University.

East Coast Conference

SCORING—Bucknell 145, Temple 101, St. Joseph's 62, Lafayette 60, Delaware 46, Lehigh 45, LaSalle 43, Drexel 37, West Chester 36, American 14, Rider 0.

100—Gibson (SJ) 9.7, Price (De), Grossman (T), Scott (B), McCreary (De), Roberts (Le); **220**—Gibson (SJ) 21.7, Manion (SJ), Scott (B), Grossman (T), Kappel (Le), McCreary (De); **400**—Manion (SJ) 47.7, Stephens (LaS), Owens (WC), Kinsey (WC), Pechart (WC), Stillwell (B); **800**—McLean (B) 1:47.8, Fannon (Laf), Ziegler (Laf), Burke (LaS), Williamson (B), Bryan (T); **MILE**—Beam (LaS) 4:13.6, Woods (A), Horne (WC), McAndrew (B), Armstrong (T), Devine (B); **3-MILE**—Buckheit (B) 14:13.0, Davis (Le), Weinstein (A), Mohrbacher (B), Bickel (B), Braile (B); **6-MILE**—tie among Buckheit (B), Braile (B) and Bargiel (B) 29:41.6, Lowman (De), Kelsh (WC), Foster (SJ); **120-HH**—Brooker (T) 14.2, Kappel (Le), King (B), Cranberry (T), Smith (T), Nissley (Le); **400-H**—LeNoir (De) 53.2, Brooker (T), King (B), Duttweiler (Laf), Casey (T), Vanderhoof (LaS); **3000-M STEEPL**—McCoy (B) 9:14.2, Hurd (T), Kobza (B), Ullrich (T), O'Brien (B), McCarter (De).

HJ—Irlion (T) 6-10, McVan (WC), Lyons (SJ), Eirikis (SJ), Miller (B), Ebbert (B); **LJ**—Ingram (De) 23-4½, Canelli (T), Pritchard (B), Miller (B), Irlion (T), Gebhard (De); **PV**—Gladu (Dr) 15-3, Jones (Laf), Harris (Laf), tie Burke (LaS) and Wilson (De), Bair (De); **SP**—Schaefer (T) 52-5, Manahan (Dr), Eberly (Laf), Phells (Laf), Harris (Dr), Ebbott (B); **DISC**—Blair (Laf) 158-8½, Manahan (Dr), Kadien (B), Hellekjaer (De), Cooke (WC), Tobia (LaS); **JAV**—Garza (LaS) 224-7½, Thomas (T), Jarrell (Le), Armstrong (Le), Vargo (Le), DiPanstina (SJ); **TF**—Gravelly (B) 49-2, Levy (Dr), Irlion (T), Ingram (De), Brown (SJ), Coghlan (B).

RELAYS—440—St. Joseph's (Gibson, Willert, Grieco, Manion) 41.6, Temple, Bucknell, Lehigh, West Chester, Delaware; **MILE**—Bucknell (King, Stillwell, Williamson, McLean) 3:16.6, Lafayette, LaSalle, West Chester, Temple, Delaware.

Eastern Intercollegiate Athletic Association

SCORING—Southern Conn. 57½, Lowell 28½, Providence 26, Coast Guard 25, Springfield 24, Amherst 16½, Fitchburg 15, Bowdoin 14, Worcester St. 13, Bates 12, Brandeis 12, Bentley 9, Eastern Conn. 8, Central Conn. 7, Mass. Inst. Tech. 6, Trinity 5, Westfield 4½, Boston St. 4, Colby 4, Wesleyan 3, Williams 3, Worcester Tech 3, Assumption 2, Middlebury 0, Tufts 0.

100—Farnsworth (F) 10.0, Welfare (SC), Odium (Wes), Eubanks (Am), Samuels (Sp); **220**—Strang (Bow) 22.3, Riley (L), Moore (Br), Barghout (WT), Blanton (Ba); **400**—Bockus (WS) 49.3, Tyler (Ba), Ward (Be), Crimlik (Be), Detscher (SC); **800**—O'Shea (P) 1:51.4, Horton (Br), Taylor (Ba), Wise (Sp), Chapman (CO); **MILE**—Savone (P) 4:09.7, Lawrence (P), Leinbach (Wi), Ouletta (As), Rafferty (P); **3-MILE**—Dillon (P) 13:58.8, Crooke (P), Bradford (Br), Cawence (Bow), Reed (P); **6-MILE**—Richardson (MIT) 28:49.6, Oparowski (Ba), Hurlin (L), Hartnett (P), Moussetis (Sp); **120-HH**—Dobson (SC) 14.7, Iadarola (Be), Sarna (CG), Johnson (Am), Karcz (L); **400-H**—Lion (F) 54.4, Davis (SC), Sarna (CG), Norman (Am), Defau (CC).

HJ—Moore (CG) 6-7, Kazilionis (Col), Watry (CG), Johnson (Am), Flaherty (West); **LJ**—Brady (SC) 22-10, Berquist (BS), Bumpers (Tr), Hogan (Am), Costello (EC); **PV**—Springstem (SC) 15-6, Allard (CG), Antkowiak (L),

Johnston (SC), Hallisey (SC); **SP**—Pillari (EC) 51-9, Durrigan (SC), Krustaputens (WS), Branchini (Sp), Brice (L); **DISC**—Battoli (Sp), 157-1, Brice (L), Hulton (SC), Mather (Tr), Sherer (WT); **JAV**—Lawson (L) 209-0, Howley (SC), Tarnowski (Sp), Scherer (SC), Wilson (EC); **HAM**—Durrigan (SC) 198-9, Haskell (L), Healey (F), Laub (Br), Lincheid (L); **TJ**—Grandford (CC) 46-9½, Moore (CG), Boshach (West), Kashian (L), Perry (CG).

RELAYS—440—Bowdoin 43-1, Amherst, Springfield, Southern Conn., Coast Guard; **MILE**—Southern Conn. 3:20.7, Worcester St., Amherst, Springfield, Coast Guard.

48th Far Western Conference Track and Field Championships

SCORING—Hayward St. 156, Cal.—Davis 101, Humboldt St. 95, Chico St. 93, Stanislaus St. 88, Sacramento St. 86, San Francisco St. 32.

100—Clark (Hay) 10.7, Smith (Sac), Seale (St), Simmons (Hay), Corker (Hay), Harvey (SF); **200**—Smith (SC) 21.4, Seale (St), Clark (Hay), Harvey (SF), Simmons (Hay), Porter (C); **400**—Bolton (Sac) 47.3, Rempel (St), Porter (C), Hope (St), Ruppenstein (SF), Malone (C); **800**—Mijares (Sac) 1:49.8, Nolte (Hay), Karla (St), Hardig (Hum), Arnerich (Hay), Pratt (CD); **1500**—Richardson (St) 3:51.7, Keller (C), Hammer (Hum), Ryan (C), Ruggle (C), Ketter (Hay); **5,000**—Innes (Hum) 14:36.3, Cole (Hum), Britten (St), Peters (Hum), White (Sac), Quintana (Hay); **10,000**—Britten (St) 30:31.5, Cole (Hum), Emry (CD), Martinez (CD), Quintana (Hum), Moreno (SF); **110-HH**—Allmond (SF) 14.6, Campbell (CD), White (Hay), Platner (Hum), Koko (Hay), Crenshaw (C); **400-H**—Nelson (St) 52.0, Campbell (CD), Giblin (CD), Koko (Hay), Boyle (Hum), Crenshaw (C); **3000-M STEEPLE**—Innes (Hum) 9:00.0, Heide (Hum), Höglund (CD), Garrett (Sac), Berquist (CD), Everest (CD).

HJ—Haber (Hay) 7-2½, Tevis (Sac), tie among Smith (Hum), Yttervick (C), Arcidiano (Hay), Wiley (Hay) and Picarella (CD); **LJ**—Wamble (Hay) 24-9, Benson (C), Tipton (Hum), Gomes (Hay), Woods (SF), Wasson (CD); **PV**—Robinson (Hay) 14-4¼, Nelson (Hum), Olsen (Hay), Stark (Sac), Franson (C), Drovinn (Hum); **SF**—Gorbett (Sac) 54-8¼, Goosing (Hum), Perich (CD), Borteletto (Sac), Crum (C), Wilson (CD); **DISC**—Smith (C) 156-1½, Perich (CD), Silcox (C), Abbott (CD), See (Hay), Lutneski (Hum); **JAV**—Schwall (CD) 219-8, Gall (Hay), Meyer (CD), Myers (C), Richards (CD), Garcia (C); **HAM**—Blankenship (Hay) 187-8½, Sawyer (Hay), Smith (C), Mizuki (Sac), Kennon (C), Lee (Hay); **TJ**—LeGrande (Hay) 50-2, Barlow (C), Taylor (Sac), Wasson (CD), Taylor (CD), Wamble (Hay); **DECATH**—Myers (C) 6994, Swartzell (SF), Scruggs (CD), Abbott (CD), Picarella (CD), Larkin (C).

RELAYS—400—Stanislaus St. 40.9, Hayward St., Sacramento St., Humboldt St., Chico St., Cal.—Davis; **1600**—Stanislaus St. 3:15.1, Hayward St., Humboldt St., San Francisco St., Chico St., Cal.—Davis.

1978 Meet: May 14-16, University of California-Davis.

Greater Boston Outdoor Championships

SCORING—Northeastern 117½, Harvard 92, Boston Col. 50, Boston U. 30, Mass. Inst. Tech. 16½, Brandeis 14, Tufts 0.

100—tie Pettrillo (N) and McConnell (N) 9.9, tie Polliko (H) and Jakenfelds (H) 9.9, **Brook:** 220—Hazard (BC) 21.0, Nelson (BC), tie Palazzo (BU) and Laube (BU); **400**—Mortimer (N) 44.4, Lawton (BU), Fazio (N), Seales (BC), Hagerty (H); **800**—Lech (NU) 1:50.5, Taylor (BU), Chafee (H), Dolson (H), Deroo (Br); **MILE**—Campbell (H) 4:04.1, Horton (Br), Stolle (N), Mortimer (N), Garland (Br); **3-MILE**—Richardson (M) 13:50.0, Flora (N), Rafto (H); **1200-H**—Bayus (M); **6-MILE**—Flora (N) 29:07.6, Whitaker (N), Severence (Br), Senick (N), Eichner (H), Roach (BC); **10-HH**—Hemingway (BC) 14.5, Organ (H), Dwyer (H), Turlo (M), Wozniak (M); **400-H**—Janaki (BU) 52.7, Schmidt (H), Blair (H), Sullivan (H), Schultz (N); **3000-M STEEPLE**—Hayden (BC) 9:01.0, Spinney (N), Doane (N), Prince (N), Westenberg (M).

HJ—Sullivan (H) 6-8, tie Von Borstel (M) and Hardie (N), Young (H), Quigley (N); **LJ**—Chambers (N) 23-4, Visbaris (Br), Wendell (H), Brooks (H), Wade (M); **PV**—Grant (N) 15-9, Stiles (H), Frazier (N), LaCasse (N), Mulroy (BC); **SP**—Dupont (N) 55-9¼, Otrando (N), Kovach (N), Queen (H), Swanke (BC); **DISC**—Woicik (BC) 172-3, Pellegrini (H), Kovach (N), Christian (BC), Johnston (N); **JAV**—Kinney (H) 213-11, Lincoln (H), Burns (BC), Swanke (BC), Velez (BU); **HAM**—Johnston (N) 191-11, Lenz (H), Ajoatian (H), McDevit (H), Smolenski (BU); **TJ**—Chambers (N) 48-9, Kayali (H), Bent (N), Brown (N), Brooks (H).

RELAYS—440—Boston Col. (Sieminski, Watts, Nelson, Hazard) 42.2, Harvard, Boston U., Northeastern, Mass. Inst. Tech.; **MILE**—Boston U. (Lawson, Laube, Taylor, Janaki) 3:19.1, Harvard, Boston Col., Northeastern, Mass. Inst. Tech.

1978 Meet: April 30, Boston College.

Illinois Intercollegiate Championships

SCORING—Illinois 198, Southern Ill. 152, Illinois St. 87, Western Ill. 74, Eastern Ill. 65, Northern Ill. 23½, Ill.—Chicago Circle 14, North Central 13½, Bradley 11, Lewis 4, Loyola 4, Benedictine 2, Wheaton 2, So. Ill.—Edwardsville 1.

100—Kee (SI) 10.2, Wyatt (I), Jones (IS), Bell (EL), Rock (SI), Edmond (WI); **200**—Kee (SI) 20.9, Jones (IS), Fiore (I), Edmond (WI), Rock (SI), Estes (I); **400**—Bigelow (SI) 46.7, Dorsey (SI), Hill (I), Hatch (EL), Lively (SI), Clark (WI); **800**—White (I) 1:48.6, Smith (I), Jirele (I), Biscase (SI), Drake (NI), Gooden (EL); **1500**—Jirele (I) 3:44.3, George (SI), Eicken (I), McCabe (Lo), Henderson (Wh), McInarney (EL); **5000**—Virgin (I) 14-05.1, Eicken (I), Reinking (EL), Craig (SI), Sawyer (SI), Chlata (NI); **10,000**—Virgin (I) 28:32.6, Avery (I), Winship (I), Lechner (L), Christy (EL), Harbour (NI); **110-HH**—Holloway (WI) 14.3, Roberts (SI), Johnson (EL), Lewis (SI), Sterrenberg (I), Rowe (EL); **400-H**—Holloway (WI) 52.3, Benner (WI), Giscombe (ICC), Harden (WI), Duckworth (SI), Miller (EL); **3000-M STEEPLE**—Fischer (NC) 9:11.1, Meyers (EL), Flannery (I), Weilmuenster (EL), Orlowski (Be), Craig (SI).

HJ—Shinneman (IS) 6-9, Hadfield (Br), Preuss (IS), tie Taylor (WI) and Burt (SI), tie Howe (NI) and Markwell (NC); **LJ**—Ehizuelen (I) 25-8, Pinnick (SI), Rice (WI), Rock (SI), deSola (EL), Brown (Br); **PV**—Laz (I) 16-6¼, Johnson (SI), Hunter (SI), Romsin (I), Conard (SI), DeMattei (SI); **SP**—Clayton (NI) 56-4, Marks (SI), Sloan (I), Miller (EL), Fencil (IS), Matus (NC); **DISC**—Edwards (WI) 171-9, Finns (I), Miller (EL), Kueker (I), Marks (SI), Mueller (SIE); **JAV**—Roggy (SI) 247-3, Stivers (EL), Dennett (SI), Wort (WI), Cunningham (Br), Hutchinson (I); **HAM**—Kueker (I) 167-5, Ritzman (NI), Melinger (CC), Sloan (I), Stadhar (EL), Chlebek (WI); **TJ**—Ehizuelen (I) 52-6½, Martin (IS), Lorrway (EL), Polk (IS), Reavis (I), Hollis (EL); **DECATH**—Kinzie (IS) 6,690, Conard (SI), Stoermer (WI), Burt (IS), Shirley (SI), Dordick (NI).

RELAYS—400—Southern Ill. (Lively, Bigelow, Rock, Kee) 40.3, Illinois, Illinois St., Eastern Ill., Western Ill., North Central; **1,600**—Illinois (Estes, Smith, White, Hill) 3:07.9, Southern Ill., Illinois St., Western Ill., Ill.—Chicago Circle, North Central.

1978 Meet: May 5-6, Western Illinois University.

Independent College Athletic Conference

SCORING—St. Lawrence 159, Rochester Tech 144, Alfred 132, RPI 128, Hobart 45, Ithaca 10.

100—Stebbins (RT) 11.0, Olstad (RP), Snyder (A), Gerner (S), Mar (RT); **200**—Snyder (A) 22.8, McGuire (S), Gerner (S), Mar (RT), Richardson (H); **400**—Allen (A) 49.1, Goldman (RP), Madorno (RT), Richardson (H), Vaughn (RP); **800**—Schoemer (S) 1:58.6, Salembier (H), Woodward (S), Bates (RP), Helbig (RT); **1500**—Herbert (RP) 3:59.2, Woodward (S), Barner (A), Pelkey (S), Howard (S); **5000**—Pelkey (S) 15:30.0, Masucci (RP), Sullivan (A), Herbert (RP), Massare (RT); **10,000**—Sullivan (A) 33:00.2, Curley (A), Cosby (H), Letare (RT), Taylor (RP); **110-HH**—Schneiderman (S) 15.3, Clode (S), Greene (RP), Künzinger (A), Hefpinger (RP); **400-H**—Stebbins (RT) 53.0, Allen (A), Smith (S), Schneiderman (S), Clode (S); **3000-M STEEPLE**—Masucci (RP) 9:41.5, French (RT), Massare (RT), Purdy (RT), Venuti (A).

HJ—Barkley (RT) 6-6, Appel (S), Leone (RP), Torrey (S), Kaiser (RT); **LJ**—Strachan (A) 23-10½, Atkinson (H), Snyder (A), Alexander (RP), Rackliffe (RP); **PV**—Long (S) 13-6, Triplett (RT), Legner (RT), Evans (H), Loewy (A); **SP**—Allen (S) 47-8¼, Bruce (A), Marshall (S), Hilcomb (RT), Jordan (I); **DISC**—Bruce (A) 145-8, Lalikos (RP), Allen (S), Benoit (A), Holcomb (RT); **JAV**—Holcomb (RT) 194-3, Tiersch (RT), Rogan (RP), Herstein (S), DeJohn (RP); **HAM**—Allen (S) 145-4, Mason (A), Holcomb (RT), Frahm (RT), Kessel (RT); **TJ**—Atkinson (H) 47-1, Rackliffe (RP), Dam (A), Cromer (I), Quigley (RP).

RELAYS—440—Rochester Tech (Madorno, Buchar, Helbig, Stebbins) 3:24.2, RPI, St. Lawrence, Alfred, Hobart.

1978 Meet: April 29, St. Lawrence University.

27th Indiana Collegiate Conference Meet

SCORING—Butler 182, Indiana Central 167-½, Valparaiso 94, Evansville 76-½, DePauw 61, St. Joseph's 7.

100—Hennings (E) 09.8, Cowell (V), Bagnoli (D), Martin (V), Fogerty (B), Norris (B); **220**—Cowell (V) 22.5, Hennings (E), Bagnoli (D), Acton (B), Hanley (V); **400**—Korb (E) 49.6, Vassar (B), Helmich (D), Hanley (V), Gereau (B), Lux (B); **800**—Buhler (B) 1:53.5, Williams (IC), Scott (B), Sparks (IC), Pucker (IC), Zukula (D); **MILE**—Jakubovic (B) 4:17.1, Kiloeyne (V), Scheele (IC), Neufield (D), Saethre (V), Casady (D); **3-MILE**—Jakubovic (B) 14:34.0, Buene (IC), Kiloeyne (V), Tabler (D), Nelson (D), Scheele (IC); **6-MILE**—Garrison (B) 31:14.3, Wright (IC), Bell (IC), Lorek (B), Cox (B), Christianson (V); **120-HH**—Helming (V) 14.9, Durm (B), Meadors (B), Richmond (E), Bray (SI), Tobin (V); **400-H**—Helming (V) 55.5, Wires (E), Fisher (IC), King (E), Lux (B), Balsgeman (V); **3000-M STEEPLE**—Buene (IC) 9:38.5, Atwood (IC), Brooks (B), Weinheimer (D), Grim (V), King (SI).

HJ—Pearson (IC) 6-10, Weaver (IC), Samuel (V), Meadors (B), Kluska (V), tie Keeper (E) and Hill (IC); **LJ**—Acton (B) 22-10¼, Weaver (IC), Durm (B), Powers (D), Ford (B), Hill (IC); **PV**—Venters (B) 12-6½, tie Hetrick (IC) and Renz (D), Norris (B), Miaduski (D); **SP**—Wollman (IC) 53-¾, Nowak (IC), Lanie (IC), Dick (B), Goshert (B), Logsdon (B); **DISC**—Goshert (B) 167-2, Nowak (IC), Wollman (IC), Kinney (D), McDougal (D), Dick (B); **JAV**—Weaver (IC) 177-9, Garschanki (V), Schaffner (F), McDonald (E), Goshert (B), Scheumann (V); **TJ**—Weaver (IC) 42-6, Hayes (E), Durm (B), Haberman (SI), Ford (B), Davis (V).

RELAYS—440—Evansville (Hennings, Blair, Babcock, Korb) 42.7, Butler, Valparaiso, DePauw, Indiana Central; **MILE**—Butler (Vassar, Scott, Gereau, Buhler) 3:23.0, Evansville, Indiana Central, Valparaiso, DePauw.

1978 Meet: April 27, Valparaiso University.

Iowa Conference Championships

SCORING—Luther 164, Central 144, Simpson 76, Wartburg 63, Buena Vista 41, Upper Iowa 28, William Penn 27, Dubuque 14.

100—Maxie (S) 10.7, Davis (S), Endorf (BV), Pendleton (L), Ginn (WP), Ross (L); **200**—Maxie (S) 21.8, Endorf (BV), Taylor (C), Pendleton (L), Ross (L), Davis (S); **400**—Nymeyer (WP) 49.57, Kust (L), Schipper (C), Mueller (W), Weir (C), Benishek (C); **800**—Blackwell (W) 1:55.6, Hollingsworth (C), Lemke (C), Fjeldstad (L), Anderson (WP), Gallagher (C); **1500**—Fjeldstad (L) 3:58.3, Hollingsworth (C), Carson (L), Fitzsimmons (C), Petersen (L), Samson (C); **5000**—Mullins (L) 15:40.4, Lindberg (L), Petersen (L), Fevold (C), Hantsbarger (C), Samson (C); **10,000**—Smock (L) 31:59.4, Murray (L), Andrews (L), Lasina (C), Fyfe (C), Myer (S); **110-HH**—Jared (UI) 14.9, Peckham (L), Bruns (S), Martin (C), Binder (BV), Hawkins (C); **400-H**—Peckham (L) 55.4, Ginn (WP), Hawkins (C), Elmer (L), Dykstra (C), Jared (UI).

HJ—Jones (C) 6-6, Tadema (C), Blanton (D), tie Weir (C) and Vidas (UI), Drahn (W); **LJ**—Rempp (UI) 23.2, Barborka (S), Cannon (L), Martin (C), Wettach (L), Cornelius (L); **PV**—Forsgren (S) 15-0, Anderson (W), Symbkowiak (D), Kots (C), Van Dyk (WP); **SP**—Murray (W) 48-3.4, Lind (C), Schumacher (BV), Gilson (BV), Brown (WP), Menary (C); **DISC**—Schwartz (W) 151-11, Handgarten (L), Schumacher (BV), Lind (C), Dack (W), Vargason (WP); **JAV**—Sojka (W) 196-10, Peterson (L), Nieland (C), Barborka (S), Hart (C), Eilers (C); **TJ**—Erickson (C) 46-10, Barborka (S), Rahming (L), Hale (UI), Beile (L), Kabish (BV).

RELAYS—**400**—Luther (Ross, Berkas, Cannon, Pendleton) 43.3, Simpson, Central, Buena Vista, Wartburg, Dubuque; **1600**—Luther (Morlock, Kust, Pendleton, Peckham) 3:22.9, Central, Wartburg, Buena Vista, Simpson, Dubuque.

State of Maine Championships

SCORING—Maine 74, Bowdoin 58, Bates 38, Colby 27.

100—Ufer (Bo) 10.0, Capase (Bo), Mathews (Bo), Blanton (Ba); **200**—Ufer (Bo) 22.2, Strang (Bo), Blanton (Ba), Mathews (Bo); **440**—Strang (Bo) 49.4, Tupper (M), Gott (M), Tyler (Ba); **880**—Taylor (Ba) 1:54.2, Boyle (M), Hoffman (Bo), Coumbe (Ba); **MILE**—Wettlauffer (Ba) 4:15.8, Roddin (M), Brust (Bo), Cloutier (Ba); **3-MILE**—Oparowski (Ba) 14:07.6, Pike (M), Lawrence (Bo), Peters (Ba); **120-HH**—Reed (M) 15.1, Lungelov (Ba), Simms (M), Leadbetter (Bo); **440-H**—Moyer (M) 56.2, Simms (M), Thurston (M), Reed (M).

HJ—Kazilionis (C) 6-4, Cumpstone (M), Hincley (M), Finik (Bo); **LJ**—McLean (Bo) 22-½, Glover (M), Gerow (Bo), Dwyer (M); **PV**—Paret (C) 14-0, Crispin (C), Brown (Ba), LaCasse (M); **SP**—Sherrerd (M) 48-7¼, Bowman (C), Cable (Bo), McCabe (Bo); **DISC**—Sherrerd (M) 150-2, Rines (C), Hurst (Bo); **JAV**—Palange (Ba) 194-11, Burdick (M), McInness (M), Paret (C); **HAM**—Healey (C) 175-9, McCabe (Bo), Cable (Bo), Rines (M); **TJ**—McGuirk (M) 44-¼, McLean (Bo), Glover (M), Smith (Ba).

RELAYS—**440**—Bowdoin (Anderson, Mathews, Ufer, Strang) 43.5, Maine, Colby; **MILE**—Bates (Ficarra, Coumbe, Taylor, Tyler) 3:23.3, Maine, Bowdoin.

42nd Mason-Dixon Conference Championships

SCORING—Mt. St. Mary's 133, Towson St. 45, Md.-Baltimore County 43, Salisbury St. 37, George Mason 24, Loyola 13, Baltimore 1.

100—Stebbins (MSM) 10.0, Uy (MSM), Delmoro (MSM), Swan (SS), Birkhead (MBC); **200**—Delmoro (MSM) 22.3, Brown (MBC), Swan (SS), Kosh (MBC), Magill (MBC); **440**—Banks (MSM) 48.0, Cannon (SS), Kosh (MBC), Stevens (SS), Magill (MBC); **880**—Martin (MSM) 1:50.9, Crawford (MSM), Czawlytko (TS), Feldheim (MBC), McFadden (MBC); **MILE**—Feldheim (MBC) 4:12.0, Peterson (GM), Ireland (MSM), Wilson (L), Biniak (MBC); **3-MILE**—Peterson (GM) 14:29.2, Ireland (MSM), Wilson (L), Griffin (MSM), Landis (MSM); **6-MILE**—Albers (GM) 30:43.2, Ireland (MSM), Ward (MBC), Biniak (MBC), Kavanaugh (B); **120-HH**—Vaddy (TS) 14.5, Stebbins (MSM), Kilby (MSM), O'Donnell (MSM), Powell (SS); **440-H**—Vaddy (TS) 53.4, Kilby (MSM), Powell (SS), O'Donnell (MSM), Englehaupst (TS); **3000-M STEEPLE**—Seuffert (MSM) 9:41.1, Dawson (SS), Fenton (SS), Denson (MBC), Lewis (GM).

HJ—Hollinger (MSM) 6-4, Stroup (TS), Toepke (L), Stebbins (MSM), Woods (TS); **LJ**—Barasso (MSM) 23-6½, Stebbins (MSM), Kilby (MSM), Stroup (TS), Toepke (L); **PV**—Hedges (SS) 14-0, Hardy (MBC), Mills (TS), Baratz (MBC), Stebbins (MSM); **SP**—Brooks (MSM) 50-3½, Lane (TS), Foster (SS), Vaughn (GM), Bull (L); **DISC**—Lane (TS) 132-0, Bratt (SS), Brooks (MSM), Vaughn (GM), Bull (L); **JAV**—Stebbins (MSM) 194-5, Brooks (MSM), Kilby (MSM), Potts (MSM), Vaughn (GM); **TJ**—Welch (GM) 47-3½, Rutland (MSM), Stroup (TS), Barasso (MSM), Toepke (L).

RELAYS—**440**—Mt. St. Mary's 42.4, Md.-Baltimore County, Towson St., Salisbury St., Loyola; **MILE**—Mt. St. Mary's 3:18.2, Md.-Baltimore County, Towson St., George Mason.

44th Metropolitan Championships

SCORING—Rutgers 108, Manhattan 100, Seton Hall 99, St. John's 98, Fairleigh Dickinson 68, Adelphi 66, Columbia 40, Fordham 24, C.W. Post 23, Iona 14, City Col. N.Y., New York Tech 4, New York 0.

100—Dill (SH) 9.3, Brown (SH), Marchan (FD), Mosely (R), Rizzi (FD), Gregory (A); **200**—Dill (SH) 20.7, McBride (A), Brown (SH), Williamson (FD), Thomas (FD); **440**—Price (A) 46.6, Richardson (A), Kirkland (R), King (SH), Coire (S); **880**—DiRienzo (F) 1:48.8, Summerville (M), Ramos (M), Dabney (A), ScottDiVetta (R), Horst (C); **MILE**—Gaughn (M) 4:04.2, McCarthy (F), Long (SJ), DiDonato (CWP), tie Cavaliero (SH) and Menke (SH); **3-MILE**—Callaghan (SJ) 13:52.0, Brennan (FD), Hanson (Co), Inman (M), Nelson (FD), Jones (SJ); **6-MILE**—Taylor (R) 29:18.4, Ludwikowski (M), McNally (Co), Carmey (SJ), Vickery (R), Friedman (R); **120-HH**—Myatt (SH) 13.8, Bunting (SH), Charniga (M), Blackshear (SH), Henry (NYT), Hamilton (A); **440-H**—Hanton (SJ) 50.2, Hurst (M), Ancona (CWP), Nieminski (SJ), Murphy (SJ), Johnson (M); **3000-M STEEPLE**—Heck (Co) 9:03.9, Ludwikowski (M), Conner (FD), McNulty (R), Varone (R), Kronick (M).

HJ—Jacobs (FD) 7-1, Allen (Co), Billings (CWP), D'Amato (FD), Thierfelder (F), Cooper (A); **LJ**—Stanford (A) 23-9¼, Harrison (FD), Serkes (SJ), Schneider (SJ), Lunnemann (R), Day (CCNY); **PV**—Prunty (M) 15-3, Day (R), Schneider (SJ), Dorrance (R), Lewis (CWP), Berken (Co); **SP**—Jakubowski (R) 53-2, Voda (SJ), Silverio (M), Dobson (I), Bulger (SH), Concillio (R); **DISC**—Dobson (I) 150-9, Bulger (SH), Concillio (R), Silverio (M), Bakewicz (SJ), Marshall (A); **JAV**—Gerhardt (R) 200-11, Rogolo (R), Concillio (R), Zigarelli (FD), Consolmi (Co), Schneider (R); **HAM**—Silverio (M) 202-7, Bakewicz (SJ), O'Neill (R), Padla (R), Fischer (NYT), Fenner (CWP); **TJ**—Wade (SH) 48-½, Harris (SJ), Muirhead (Co), Day (CCNY), Serkes (SJ), Barrett (CWP); **DECATH**—Nieminski (SJ) 6:097, Prunty (M), Marshall (A), Cavataio (SJ), Jackson (R), Anderson (CWP).

RELAYS—**440**—Seton Hall (Brown, Myatt, Blackshear, Dill) 40.7, Fairleigh Dickinson, Adelphi, Fordham, Rutgers, C.W. Post; **MILE**—Adelphi (Stanford, Richardson, Dabney, Price) 3:11.0, Rutgers, Seton Hall, Fairleigh Dickinson, Manhattan, C.W. Post.

Metropolitan Collegiate Athletic Conference

SCORING—Florida St. 236, Georgia Tech 132, Memphis St. 97, Cincinnati 79, Louisville 32, St. Louis 11.

100—Merrick (F) 10.51, Forbes (F), Mitchell (M), Battle (M), Dean (C), Brown (C); **200**—Forbes (F) 21.35, Merrick (F), Mitchell (M), Mason (C), Davis (C), Battle (M); **400**—Walker (F) 46.72, Davis (C), Holland (M), Mason (M), Brown (F), Boulware (L); **800**—Rolle (F) 1:48.69, Lewis (G), Kettennacker (F), Holland (C), Clay (G), Akam (L); **1500**—Cook (F) 3:52.8, Shields (C), Kirk (M), Shaw (F), Gammitt (G), Herron (F); **5000**—Bannon (M) 14:34.93, Cook (F), Weber (C), Proslordorf (G), Luzzey (S), Griggs (S); **110-HH**—Mason (C) 14.24, Triplett (L), Woods (F), Dean (C), Giron (F), Bolin (M); **400-H**—Citron (F) 52.99, Anderson (G), Sanford (M), Arnold (L), Vorherr (C), Bolin (M); **3000-M STEEPLE**—Weber (C) 9:13.06, Sauter (F), Huber (C), O'Donnell (S), Thomas (G), Kretschmann (S).

HJ—Rowland (G) 6-11, Jenkins (M), Palma (G), Sayers (F), Flanagan (L), Gainley (M); **LJ**—Finney (F) 24-2½, Taylor (F), Triplett (L), Johnson (F), Knight (M), Lowe (G); **PV**—Rolle (F) 15-0, Lindell (F), Kabbord (G), Dvorscak (G), Wheatley (G), Monir (G); **SP**—Nuredini (F) 54-3¾, Tandon (G), Bilotto (F), Woodring (S), Grimmins (F), Wynhaven (M); **DISC**—McClain (G) 177-4½, Horton (G), Astary (G), Nuredini (F), Wynhaven (M), Grimmins (F); **JAV**—Allain (F) 233-8, Geddes (G), Housley (G), Smith (G), Soro (M), Astary (G); **TJ**—Lowe (G) 52-3½, Johnson (F), Frown (F), Taylor (F), Rowland (G), Daniels (G).

RELAYS—**440**—Florida St. 40.62, Memphis St., Cincinnati, Georgia Tech, Louisville; **MILE**—Florida St. 3:11.80, Memphis St., Cincinnati, Louisville, Georgia Tech.

1978 Meet: May 12-13-14, Florida State University.

86th Michigan Intercollegiate Championships

SCORING—Calvin 80, Alma 67½, Kalamazoo 40, Adrian 36, Olivet 18½, Hope 17, Albion 13.

100—Mulder (C) 9.9, Alkema (C), Baxter (Alm), Steusloff (O), Peregoy (O); **200**—Baxter (Alm) 22.5, Alkema (C), Mulder (C), Jones (K), Peregoy (O); **440**—Smith (Alm) 48-7, Hoesht (Ad), Ridder (C), Hendricks (O), Vanderkooi (C); **880**—Houseward (C) 1:56.2, Hulst (H), Jenkins (O), Apol (C), Klonhomer (O); **MILE**—Call (K) 4:17.0, Van Denend (C), Morgan (Alb), Quakkellaar (C), Northhuis (H); **3-MILE**—Menges (K) 14:38.2, Graham (K), Rus (C), Griffin (Alb), Kelly (Alm); **120-HH**—Nelson (Alm) 14.85, Vander kamp (C), Crawford (K), VanArendonk (H), Hanna (K); **440-H**—Nelson (Alm) 55.1, Crawford (K), Bakerman (K), Weeks (Ad), Hawken (H).

HJ—Hitchens (Alm) 6-8½, Eckenroth (C), Landini (Alb), Shannon (Ad), Herrington (C); **LJ**—Veenstra (C) 22-6½, Clark (H), McKellar (Alm), Steusloff (O), Hargis (Ad); **PV**—Weeks (Ad) 14-6, Watts (Ad), tie among Bentley (O), Busscher (C) and Vanderkooi (C); **SP**—Summers (Ad) 52-6½, Lothrop (Alm), Graham (K), Young (K), Diemer (C); **DISC**—Summers (Ad) 160-11, Lothrop (Alm), Young (K), Diemer (C), Cordes (H); **JAV**—Lothrop (Alm) 219-6, Hiskes (C), Beachy (Ad), Peck (Alb), Golowicki (Alb); **TJ**—Smith (Alm) 44-7, McKeller (Alm), VanderWerff (C), Cok (C), Robbins (Alb).

RELAYS—**440**—Calvin 42.9, Alma, Kalamazoo, Adrian, Olivet; **MILE**—Calvin 3:20.5, Hope, Olivet, Alma, Albion.

1978 Meet: May 5-6, Calvin College.

31st Mid-American Conference Championships

SCORING—Eastern Mich. 126, Ohio 99½, Miami 86½, Western Mich. 83, Bowling Green 60, Central Mich. 56, Ball State 54, Kent State 41, Toledo 27, Northern Ill. 18.

100—Bailey (EM) 10.5, Taylor (EM), Delor (EM), Storm (BG), Smith (M), tie Dixon (M) and Bean (O); **200**—Bailey (EM) 21.1, Taylor (EM), Delor (EM), Smith (M), Dixon (M), Storm (BG); **400**—Green (M) 47.6, Rogers (BS), Gibson (EM), Emmanuel (BG), Jeffress (O), Yeo (WM); **800**—Marsh (BS) 1:49.5, Anich (BG), Banovic (CM), Grant (T), Arnold (EM), Hutchinson (BG); **1500**—Duits (WM) 3:44.9, Ryan (BG), Landman (WM), Weaver (EM), Stefanich (T), Thompson (WM); **5000**—Duits (WM) 14:31.2, Zucker (CM), Shoemaker (BS), Desjardins (BG), Bell (WM), Ryan (BG); **10,000**—Desjardins (BG) 30:13.0, Lunn (BG), Needler (BS), Farmer (WM), Foster (O), Savicke (WM); **110-HH**—Greene (O) 14.1, Helfner (KS), Dils (EM), Taylor (EM), Alexia (CM), Ramsey (EM); **400-H**—Greene (O) 51.2, Dils (EM), Lloyd (O), Richardson (WM), Alexia (CM), Vaughn (M); **3000-M STEEPL**—Shoemaker (BS) 8:52.6, Lewis (WM), Grabowski (EM), Crosley (BS), Zylstra (WM), Thompson (WM).

HJ—DuBose (T) 6-11, Williams (WM), tie Elliott (EM) and Evans (M), Middlebrook (M), Turner (BS); **LJ**—Ogunfeyimi (O) 24-9, Bean (O), Williams (WM), Lane (WM), Raymond (BG), Thompson (M); **PV**—Gilders (O) 16-0, Durham (EM), Teeple (EM), DeWilt (WM), Lusk (WM), Bunner (BS); **SP**—Pauletto (CM) 160-5.3, Cameron (KS), Clayton (NI), Ritzman (NI), Reardon (CM), Michalak (CM); **DISC**—Pauletto (CM) 160-5.3, Marinich (BG), Ritzman (NI), DeMarse (EM), Breidenbach (KS), Fisher (M); **JAV**—Crook (M) 222-7, Ynatko (O), Andrassy (KS), Johnson (CM), Borlik (WM), Brown (BG); **HAM**—Breidenbach (KS) 185-0, Vetica (T), Zipko (M), Klimoff (WM), Ritzman (NI), Pauletto (CM); **TJ**—Ogunfeyimi (O) 49-2½, Whitehead (O), White (M), Thompson (M), Riley (BS), Williams (WM); **DECATH**—Fell (M) 6:715, Davis (M), Dobrzeniecki (KS), Hollabaugh (BS), Loo (T), Demwolf (O).

RELAYS—**400**—Eastern Mich. (Williams, Taylor, Delor, Bailey) 40.5, Miami, Central Mich., Ohio, Ball State, Kent State; **1600**—Ohio (Mills, Fuqua, Jeffress, Greene) 3:11.8, Eastern Mich., Miami, Central Mich., Western Mich., Toledo.

1978 Meet: May 18-20, Central Michigan University.

Middle Atlantic Conference

SCORING—Gettysburg 138, Widener 104, Frank & Marsh, 58, Lebanon Valley 28, Ursinus 27½, Delaware Valley 24, Johns Hopkins 20, Elizabethtown 19, Swarthmore 18, Haverford 17, Phila. Textile 15, Dickinson 15, Muhlenberg 14, Washington 11, Lycoming 4, Juniata 4, Albright 3½, Western Md. 2, Susquehanna 1.

100—Ivery (Wi) 9.9, Scott (G), Kingsbawer (DV), Sims (G), Papademetriou (FM), Baselice (A); **200**—Ivery (Wi) 22.0, Sims (G), Carter (Wi), Kingsbawer (DV), Papademetriou (FM), Gorecki (G); **400**—Martino (G) 47.9, Martucci (FM), Carter (Wi), Kribel (LV), Hoff (LV); **800**—Dottavio (G) 1:55.6, Brown (SW), Moyer (E), Stachow (LV), Hogan (PT), Koeeneck (Si); **MILE**—Freamon (JH) 4:16.0, Geating (G), Carroll (FM), Kehne (H), Riggs (G), Stachow (LV); **3-MILE**—Roddy (G) 14:06.1, Goss (FM), Figorell (U), Geating (G), Riggs (G), Pelton (LV); **120-HH**—Hodge (Wi) 14.2, Wetzel (G), Fleagle (U), Ferrari (U), Piersol (Wi), Moore (FM); **400-H**—Hoyt (Wa) 53.9, Moore (FM), Baidore (G), LaClair (H), Smyth (WM), Ruth (U).

HJ—Trinkle (U) 6-6, Rans (PT), McMahnd (Wi), Edwards (LV), tie Wetzel (G) and Heller (G); **LJ**—Hodge (Wi) 22-2½, Chatterjee (H), Burkholder (Di), Miles (JH), Dirver (Wi), Pew (FM); **PV**—Jirgal (G) 14-0, Kuchinski (FM), tie Biglin (PT) and Seager (E), Keith (FM), tie Dahrough (U) and Shea (A); **SP**—Zimbo (DV) 50-6½, Grosswith (Wi), Gassert (LV), Barbodore (G), Patterson (G), May (FM); **DISC**—Barbadoro (G) 149-8, Reilly (Di), Stull (M), Johnson (Ly), Milanick (Sw), Blevins (LV); **JAV**—Jurgs (G) 206-6, Hoberg (Sw), Sweitzer (E), McCullough (Ju), DeFranca (DV), Ozer (FM); **TJ**—Grzeszkowski (Wi) 46-4¾, Melroy (M), Driver (Wi), Piersol (U), Armando (A), Burkholder (Di).

RELAYS—**440**—Widener (Hodge, Foster, Carter, Ivery) 41.7, Gettysburg, Johns Hopkins, Frank & Marsh., Delaware Valley, Haverford; **MILE**—Gettysburg (Sims, Luy, Dottavio, Martino) 3:16.7, Lebanon Valley, Frank & Marsh., Widener, Elizabethtown, Washington.

1978 Meet: May 5-6, Ursinus College.

Mid-Eastern Athletic Conference Championships

SCORING—South Carolina St. 240, Delaware St. 123, Howard 56, North Carolina A&T 32, North Carolina Central 23, Md.-Eastern Shore 22, Morgan St. 8.

100—Burgess (SC) 9.6, Harris (SC), Mayers (SC), Tullis (D), Waiters (H); **220**—Burgess (SC) 21.3, Mayers (SC), Tullis (D), Waiters (H), Harris (SC), Soujourner (H); **440**—Nellums (SC) 47.1, Jenkins (NCAT), Bryant (D), Smith (SC), Ford (SC), Butler (H); **800**—Golden (SC) 1:49.6, Archie (H), Allen (SC), Jackson (Mor), Flowers (Mor), Lovett (SC); **MILE**—Lovett (SC) 4:17.0, Green (SC), Emery (SC), Elam (H), Savage (D), Sanford (NCC); **2-MILE**—Green (SC) 9:44.75, Savage (D), Street (D), Lucas (D), Richardson (D), Brown (MES); **120-HH**—Brown (SC) 14.0, George (NCC), Morton (SC), Broughton (SC), Jenkins (SC); **400-H**—Broughton (SC) 53.4, Brown (SC), Esquillin (MES), White (D), Bryant (D), Jenkins (SC).

HJ—Johnson (MES) 6-4, White (D), Smith (SC), tie Mickens (SC) and Hylton (MES), Tucker (SC); **LJ**—Tullis (D) 23-3½, Ewqu (H), Tucker (SC), Ajayi (SC), Carter (D), Early (D); **PV**—Hawkins (D) 11-0; **SP**—Murphy (SC) 50-6.

Evans (SC), Larkins (NCC), McElrath (NCAT), Brewington (D), Williams (D); **DISC**—Evans (SC) 157-0, Murphy (SC), Larkins (NCC), Goodman (D), Lee (H), Brewington (D); **JAV**—White (D) 159-5¾, Blackmon (NCAT), Evans (SC), Macklin (D), Goode (SC), Prescott (D); **TJ**—Ewqu (H) 47-6, White (D), Tullis (D), Ajayi (SC), Holmes (NCAT), Carter (D).

RELAYS—**400**—South Carolina St. (Winn, Harris, Mayers, Burgess) 40.1, Howard, Delaware St., North Carolina A&T, Md.-Eastern Shore, North Carolina Central; **MILE**—South Carolina St. (Ford, Smith, Brown, Nellums) 3:11.5, Howard, North Carolina A&T, Delaware St., Morgan St., North Carolina Central.

Mid-Ohio Conference Championships

SCORING—Malone 112, Cedarville 65, Rio Grande 48, Mt. Vernon 24, Walsh 22.

100—R. Smith (Ma) 9.6, Jordan (Ma), Powell (Ma), Beverly (RG), Montgomery (Ma); **220**—R. Smith (Ma) 21.3, Powell (Ma), Jordan (Ma), Brown (RG), Werling (Ma); **440**—Brown (RG) 49.4, P. Smith (Ma), Carter (RG), Jones (Ma), Rich (W); **800**—Tilley (RG) 1:56.8, Adams (W), Roush (RG), Budnik (C), Reid (Ma); **MILE**—Tilley (RG) 4:09.7, Shonebarger (RG), Hull (C), Marshall (Ma), Hall (W); **3-MILE**—Shaw (C) 14:18.2, Hull (C), Mundy (RG), Case (Ma), Parlin (RG); **120-HH**—B. Smith (C) 15.0, Gifford (C), Ertle (Ma), Vrancic (W), Armstrong (W); **400-H**—B. Smith (C) 57.0, Gifford (C), Ertle (Ma), Vrancic (W), Schwartz (MV).

HJ—Detra (MV) 6-2½, Perrin (Ma), tie Ertle (Ma) and Weling (Ma), Brantingham (Ma); **LJ**—R. Smith (Ma) 21-5, Werling (Ma), Rich (W), Peters (C), Musser (RG); **PV**—Diehl (Ma) 14-0, Peters (C), Woodruff (C), Maynard (MV), Rich (W); **SP**—Urey (Ma) 47-6¾, Rogers (C), Walton (MV), Tenezar (W), Hensler (RG); **DISC**—Urey (Ma) 161-4¾, Rogers (C), Ison (MV), Ballias (C), Tenezar (W); **JAV**—Haxton (Ma) 179-9, Stiverson (MV), Gephart (Ma), Sekerak (Ma), Bennett (RG); **TJ**—Werling (Ma) 45-1½, Gifford (C), Hunter (C), Smithley (MV), Musser (RG).

RELAYS—**440**—Malone (Powell, Rosario, R. Smith, Jordan) 42.2, Rio Grande, Mt. Vernon, Cedarville, Walsh; **MILE**—Malone (R. Smith, Jordan, Powell, Rosario) 3:26.0, Rio Grande, Walsh, Cedarville.

55th Midwest Conference Championships

SCORING—Coe 161, Carleton 115, Lawrence 69½, Beloit 66, Knox 39, Chicago 31, Cornell 28, Grinnell 25, Monmouth 14½, Ripon 9.

100—Kelly (Coe) 10.2, McCray (Coe), Abrams (Ca), Keehn (B), Vernon (Cor), Applequist (Ca); **220**—McCray (Coe) 22.38, Kelly (Coe), Robinson (Ca), Fritz (B), Stevens (L), Gordon (Ch); **440**—Goszewski (Coe) 50.71, Johnson (B), St. Aero (Ca), Wilkinson (Coe), Somes (B), Kohout (Chi); **800**—Mullen (Coe) 1:53.68, Uptide (Ca), Kennedy (Coe), Bastian (Chi), Horneck (M), Caver (G); **MILE**—Kramer (Ca) 4:09.6, Hicks (Ca), Phillips (Coe), Retelle (L), Nayer (G), Schuster (Chi); **3-MILE**—Kramer (Ca) 14:20.0, Hicks (Ca), Miller (L), Hartnett (B), Lanphear (B), Hoover (L); **6-MILE**—Reynolds (Ca) 31.24, Johnston (Ca), Miller (L), Hartnett (B), Hill (K), Pfeiffenberger (K); **120-HH**—Hudson (Coe) 14.78, Meade (Coe), Rowley (Cor), Jacobsen (Chi), Smith (K), Stroud (Cor); **400-H**—Smith (K) 54.10, Keehn (B), Hearne (Coe), Jacobsen (Chi), Johnson (Coe), Read (Chi).

HJ—Ide (K) 6-4, Brinkman (Cor) tie among Eddy (L), Kennedy (Coe) and Rhoads (Chi), tie Socha (L) and Pembrock (K); **LJ**—Macauley (Coe) 23-1¼, Stevens (L), Keehn (B), Scarano (K), Gee (Cor), Coker (R); **PV**—Breshock (Coe) 13-0, Klaeser (L), Sandberg (Ca), Weichert (Ca), tie Rabedeaux (M) and Siebert (K); **SP**—Wopat (L) 51-7, Stiegler (Ca), Lowe (M), Coles (Coe), Buckwoick (Coe), Bries (C); **DISC**—Wopat (L) 166-4½, Hoffman (B), Bries (G), Mills (Coe), Mixa (Ca), Fortune (M); **JAV**—Stiegler (Ca) 205-2½, Karluk (Chi), Wopat (L), Lowe (M), Rabedeaux (M), Lauterbach (Cor); **TJ**—Macauley (Coe) 45-1½, Coker (R), Whitaker (G), Marshall (G), Holland (Coe), Wendell (Chi).

RELAYS—**440**—Coe (Hudson, Meade, Kelly, McCray) 43.25, Beloit, Cornell, Lawrence, Knox, Chicago; **MILE**—Coe (Goszewski, Hearn, Wilkinson, Mullen) 3:20.53, Beloit, Knox, Carleton, Cornell, Chicago.

1978 Meet: May 19-20, Coe College.

49th Missouri Intercollegiate Championships

SCORING—SE Missouri 80, NE Missouri 63, Central Mo. 55, SW Missouri 48½, Lincoln 29, NW Missouri 15, Mo.-Rolla 12½.

100—Wilson (SEM) 10.77, Hornsby (SEM), Powell (SEM), Pritchett (SWM), Wheeler (L); **200**—Wilson (SEM) 21.4, Walker (L), Hornsby (SEM), Powell (SEM), Powell (NEM), Wheeler (L); **400**—Walker (L) 46.94, Lux (SWM), Bridges (NEM), Lausue (NEM), Sinkfield (SEM); **800**—Futrell (NEM) 1:53.05, Logan (SEM), Franklin (NEM), Williams (SEM), Deadman (L); **1500**—Leicht (CM) 3:52.8, Sumter (L), Lamb (L), Roth (SWM), McGowan (SEM); **5000**—Prasuhn (SWM) 14:38.8, Clear (CM), Callison (SWM), Roth (SWM), Craycraft (MR); **10,000**—Clear (CM) 30:47, Callison (SWM), Tabb (CM), Mulligan (CM), Kuhnman (SWM); **110-HH**—Hilkerbaumer (SEM) 15.0, Hamilton (L), Woford (SWM), Winston (NWM), Baker (SWM); **400-H**—Hilkerbaumer (SEM), Miller (CM), Whiteside (SEM), Martin (MR), Winston (NWM); **3000-M STEEPL**—Darling (NWM) 9:14.5, Ellis (CM), Denny (CM), Nash (SWM), Mittelhauser (CM).

HJ—Thornton (NEM) 6-8, Brownfield (CM), Reich (SEM), Skinner (SWM), tie Cummins (SWM) and Klie (MR); **LJ**—Pritchett (SWM) 22-11½, Carnes (NEM), Smith (MR), Smith (CM), Thornton (NEM); **PV**—Howlett (SEM) 14-6, Robinson (SEM), Deviney (CM), Pressom (SEM); **SP**—Lowe (SEM) 52-8, Eskew (CM), Gianini (SWM), Smith (CM), Scanlan (NWM); **DISC**—Riley (NEM) 164-1, Sissom (NEM), Bateman (CM), Lowe (SEM), Gianini (SWM); **JAV**—Baker (SWM) 194-6½, Pretz (NWM), Sissom (NEM), Wolford (SWM), Geier (SEM); **TJ**—Thornton (NEM) 48-8½, Carnes (NEM), Ogilvie (CM), Taylor (SEM), Smith (MR).

RELAYS—**400**—SE Missouri (Townsend, Williams, Wilson, Hornsby) 42.58, NE Missouri, Lincoln, Mo.—Rolla, NW Missouri; **MILE**—NE Missouri (Laustue, Reed, Bridges, Futrell) 3:16.34, SE Missouri, Mo.—Rolla, Lincoln, Central Mo.

National Christian College Athletic Association

SCORING—Northwestern 80½, Cedarville 64½, Eastern Mennonite 43, Liberty Baptist 25, Olivet Nazarene 24, King's 17, Trinity 11½, Mid-America Nazarene 10, Lee 9, Grand Rapids Baptist 3½.

100—Wipf (N) 10.0, Draeger (LB), Perkins (LB), Budish (N), Hines (ON); **200**—Wipf (N) 21.5, Draeger (LB), Hines (ON), Soulia (ON), Wall (N); **400**—Christopherson (N) 49.9, Balzer (N), Draper (MAN), McNelly (ON), Hutchison (C); **800**—Good (EM) 1:57.6, Christopherson (N), Dederick (K), Bartlett (T), Budnik (C); **MILE**—Hull (C) 4:13.9, Layman (EM), Lee (K), Leatherman (ON), Coburn (MAN); **3-MILE**—Hull (C) 14:37.0, Layman (EM), Zook (EM), Lehman (EM), Coburn (MAN); **6-MILE**—Shaw (C) 30:30.2, Lehman (EM), Ringhiser (MAN), Lamb (ON), Yater (C); **120-HH**—Smith (C) 15.5, Gifford (C), Boesenberg (N), Armstrong (MAN), Herr (EM); **440-H**—Herr (EM) 55.3, Smith (C), Boesenberg (N), Dempsey (K), Gifford (C).

HJ—Budish (N) 6-4, Smith (ON), tie Carey (N) and Lones (C), Wooden (ON); **LJ**—Budish (N) 22-4, Herr (EM), Herkley (Le), Hunter (C), Eshleman (EM); **PV**—Peters (C) 14-0, tie O'Connor (T) and Kresge (GRB), Eshleman (EM), Beach (K); **SP**—Muro (N) 45-1½, Rogers (C), Black (EM), Cooon (T), Powell (N); **DISC**—Goetz (LB) 144-5, Rogers (C), Cooon (T), Black (EM), Powell (N); **JAV**—Muro (N) 163-7, Beach (K), Brittain (LB), Budish (N), Davis (T); **TJ**—Herkley (Le) 44-4½, Hunter (C), Budish (N), Gifford (C), Smith (ON).

RELAYS—**440**—Northwestern (Wall, Budish, Christopherson, Wipf) 43.4, Liberty Baptist, Olivet Nazarene, Cedarville, Eastern Mennonite; **MILE**—Northwestern (Balzer, Christopherson, Wall, Christopherson) 3:26.2, King's, Olivet Nazarene, Cedarville, Liberty Baptist.

1978 Meet: Cedarville College, date to be determined.

Nebraska Intercollegiate

SCORING—Doane 219, Nebraska Wesleyan 183, Hastings 69, Concordia 53, Midland 22, Dana 9.

100—Cotton (Do) 10.0, Rossbach (NW), Anderson (H), Ilken (Da), Flock (H), Anderson (NW); **200**—Rossbach (NW) 22.6, Kinney (H), Caulkins (NW), Minchow (NW), Anderson (NW), Jasnoch (Do); **400**—Faulkner (Do) 49.4, Buttermore (NW), Clough (H), Byrns (H), Draper (NW), Galloway (NW); **800**—Prewett (Do) 1:56.6, Hanatsch (H), Zinnel (C), McKnight (NW), Russel (NW), Michalsen (Do); **MILE**—Bell (NW) 4:18.1, Edwards (Do), Quick (NW), Dieckel (Do), Graudin (C), Hoger (C); **3-MILE**—Bradley (NW) 14:35.8, Carlson (NW), Schlegel (Do), Eggers (NW), Runkel (C), Carlson (Do); **120-HH**—Ulmer (Do) 14.5, Burnham (NW), West (M), Landerfield (Do), Bullock (NW), Duch (NW); **440**—Mundt (NW) 54.1, West (M), Ulmer (Do), Nisely (Do), Burnham (NW), Heidtrink (C).

HJ—Peterson (NW) 6-7, McGuire (Do), Kaiser (C), Fleming (Do), Bills (Do), Dettewolf (H); **LJ**—Howe (NW) 23-11½, Glen (NW), Ronhovde (M), Cotton (D), Brubaker (Do), Beck (Do); **PV**—Cotton (Do) 16-3, Treпка (Do), Jasnoch (Do), Mussman (Do), Fleming (Do), Davis (C); **SP**—Dietrich (NW) 50-8½, Knoell (Do), Jochim (Do), Riggart (H), Mussman (Do), Bulling (NW); **DISC**—Jochim (Do) 139-7, Beck (Do), Rowan (C), Bulling (NW), Ocker (H), Mussman (Do); **JAV**—Grelmann (C) 185-0, Mussman (Do), Meyers (H), Cotton (Do), Stewart (Do), Dullen (Da); **TJ**—Glen (NW) 49-3½, Walton (Do), Helmkink (Do), Brubaker (Do), Holle (NW), Baumert (NW).

RELAYS—**440**—Nebraska Wesleyan (Caulkins, Glen, Minchow, Rossbach) 42.3, Doane, Hastings, Concordia, Dana; **MILE**—Hastings (Clough, Hanatsch, Pressler, Burns) 3:20.4, Doane, Concordia, Nebraska Wesleyan, Midland; **2-MILE**—Doane (Prewitt, Michaelson, Ruiz, Edwards) 7:47.0, Concordia, Hastings, Nebraska Wesleyan, Dana.

New Jersey State College Athletic Conference

TEAMS—Glassboro St., Jersey City St., Montclair St., Trenton St., William Paterson.

100—tie Lee (JC) and Mastrogiacono (G) 9.9, tie Burgess (M) and Davis (G), Quantramo (WP); **200**—Russell (M) 22.0, Lee (JC), Mastrogiacono (G), Davis (G), Fulton (JC); **400**—Russell (M) 49.2, Hadley (G), Fulton (JC), Stewart (JC), Gregory (JC); **800**—Wallace (M) 1:58.8, Dougherty (T), Robinson (JC), Rossos (G); **MILE**—Tucker (G) 4:10.9, Johnson (T), Hampson (M); **3-MILE**—Tucker (G) 14:54.6, Hampson (M), Biliciti (T), Callabro (G); **120-HH**—Piper (JC) 14.6, tie Spagnuolo (M) and Register (T), Sherrod (M), Ciccone (WP); **440-H**—Sherrod (M) 54.8, Jackson (M), Franqui (M).

HJ—Kelly (G) 6-7, O'Dell (M), Hudson (G), Ciccone (WP), Pfeiffer (T); **LJ**—Borrelli (G) 22-3, Hadley (G), Johnson

(G), Hagal (G), Taylor (WP); **PV**—Taylor (WP) 13-0, Kozo (T), Pendelbury (M); **SP**—Phalinois (WP) 48-1¼, Cronin (M), Montague (G), Day (T), Morris (T); **DISC**—Campbell (G) 151-2½, Krudewig (T), Daye (T), Hackworth (T), Cronin (M); **JAV**—Zambell (M) 209-8, Mirabelli (T), Williams (G), Cronin (M), Papcum (JC); **TJ**—Johnson (T) 45-7½, Davis (T), Jefferies (WP).

RELAYS—**440**—Montclair St. (Montes, Franqui, Spagnuolo, Russell) 44.0, Glassboro St., William Paterson; **MILE**—Montclair St. (Wallace, Sherrod, Jackson, Russell) 3:20.9, Jersey City St., Glassboro St., William Paterson, Trenton St.

New York State Collegiate Championships

SCORING—Fredonia 119, Colgate 85, Union 71, Cortland 53, Rensselaer Poly 46, Alfred 45, Brockport 43, Rochester 34, Oswego 34, St. Lawrence 21, Buffalo 21, Binghamton 15, Buffalo 15, Hamilton 12, Albany 9, Hartwick 3, LeMayne 0, Roberts Wesleyan 0.

100—Quatrin (BS) 9.8, Stephens (F), Magee (Col), Moulton (O), Smith (Alb), Ford (BS); **200**—Quatrin (BS) 21.6, Offat (U), Stephens (F), Moulton (O), Cook (Col), McGuire (SL); **400**—Moffat (U) 48.2, Goldman (RP), McFayden (F), Danby (Bi), Scott (F), Donovan (F); **800**—Scheuer (U) 1:54.2, Jeter (Bi), Owen (Col), Runda (Alb), Hutcheon (Bi); **1-MILE**—Carroll (F) 4:15.1, Woodward (SL), Ragsdale (Col), Ryerson (Col), Barnes (Alb), Wolcott (Ro); **3-MILE**—Drake (Cor) 14:20.8, Martin (Br), Burns (Alb), Shinkle (Col), Cartwright (Har); **6-MILE**—Saxton (Br), Smith (Roc), Ward (F), Swift (Roc), Adelpino (Ham), McCullen (Bi); **120-HH**—Canepa (Col) 14.6, Blum (U), Heinrich (F), Greene (RP), Williams (Bu), Gardner (Ham); **440-H**—Allen (Alf) 54.0, Heinrich (F), Adams (Col), Smith (SL), Aceo (O), Kirchoff (Cor); **3000-M STEEPLE**—Underwood (Br), Dougherty (Roc), Masucci (RP), Zintel (F), Trainer (Har), Jackson (Alb).

HJ—Roberson (F) 6-7½, Shafer (Ham, Martin (F), Rogers (U), Crimmins (U), Torrey (SL); **LJ**—Strachan (Alf) 23-1½, Stephens (F), Alexander (RP), Angelino (Col), Rackliffe (RP), Gilbralter (Bi); **PV**—Fairbanks (Br) 14-0, Reclim (F), Westfall (Roc), Adams (U), Kennedy (Roc), Bonanno (U); **SP**—Yelverton (O) 51-1¼, Bruce (Alf), Brunetti (Cor), Barbano (Cor), Allen (SL), Marshall (SL); **DISC**—Wilber (Cor) 151-3, Bruce (Alf), Duval (Cor), Piper (Roc), Benoit (Alf), Lalikos (RP); **JAV**—Norman (U) 198-0, Ruterbusch (F), Fisher (Cor), Laufer (F), Rogan (RP), Baker (Ham); **HAM**—Croc (Col) 146-7, Yelverton (O), Facion (Col), Allen (SL), Collins (Col), Halady (Bu); **TJ**—Canepa (Col) 45-11½, Stephens (F), G. Guardino (Cor), Rackliffe (RP), Chilton (U), Dam (Alf).

RELAYS—**440**—Colgate (Magee, Cook, Angelino, Dreissen) 42.6, Fredonia, Oswego, Alfred, Union, RPI; **MILE**—Union (Guillfoyle, Scheuer, Gaffney, Moffat) 3:22.0, Binghamton, RPI, Cortland, Fredonia, Colgate.

1978 Meet: May 13, Fredonia.

51st North Central Conference Championships

SCORING—Mankato St. 73½, Northern Iowa 72½, South Dakota St. 53, North Dakota St. 39, Nebraska-Omaha 29, South Dakota 26, North Dakota 6, Augustana 5, Morningside 0.

100—Onudiakuma (MS) 10.5, Schneider (SDS), Pratt (MS), Brooks (MS), Soulliere (SD); **200**—Onudiakuma (MS) 21.8, Schneider (SDS), Harland (NI), Soulliere (SD), Dickerson (NI); **400**—Glassmaker (NI) 48.8, Garrod (MS), Solum (NDS), Hunter (MS), Rasmussen (NI); **800**—Hill (NO) 1:52.5, Jones (ND), Gross (SDS), Friedman (NI), Roscoe (MS); **1500**—Bollmann (NDS) 3:49.3, Erickson (NO), Friedman (NO), Wilder (MS), Wiekler (MS); **5000**—Bollmann (NDS) 15:00.0, Bills (SD), Cvrk (SD), Lakin (NO), Bacon (NDS); **10,000**—Lakin (NO) 30:40.4, Kreutz (MS), Cvrk (SD), MacTaggart (NI), Kinnunen (SD), Weisen born (NI); **110-HH**—Akers (NI) 14.1, Brooks (MS), Raddatz (NDS), Newman (SDS), Skaar (NDS); **400-H**—Anderson (NDS) 53.0, Akers (NI), English (NO), King (NI), Siegman (SDS); **3000-M STEEPLE**—Cookshaw (MS) 9:30.4, Connell (NI), Fischer (SDS), MacTaggart (NI), Shiveley (NI), Kinnunen (SD).

HJ—Fransen (ND) 6-11, Holbeck (SDS), Nannen (SD), Krommingo (SDS), Holt (NDS); **LJ**—Pratt (MS) 24-9½, Maryott (SD), Rogers (NI), Harris (SDS), Willey (SD); **PV**—Knutson (SDS) 15-6, Wittman (NI), Nichols (MS), Lawson (NI), Osland (NDS); **SP**—Holler (NI) 54-5, Lukens (A), Geringer (NI), Alfred (SDS), Willett (NI); **DISC**—Geringer (NI) 163-8, Alfred (SDS), Lehman (SD), Holler (NI), Lukens (A); **JAV**—Docken (NDS) 212-3, Scally (MS), Bunkers (SDS), Holt (NDS), Mace (MS); **TJ**—Pratt (MS) 49-7, Shea (SDS), Cobbs (NO), Harris (SDS), Lawson (NI).

RELAYS—**400**—Mankato St. (Onudiakuma, Brooks, Polzin, Pratt) 41.5, Northern Iowa, South Dakota St., South Dakota, North Dakota St.; **1600**—Mankato St. (Hutchinson, Kjolting, Hunter, Garrod) 3:18.6, Northern Iowa, South Dakota, North Dakota St., Nebraska-Omaha.

1978 Meet: May 12-13, Augustana College.

Northern Illinois Intercollegiate Conference

SCORING—Ill. Benedictine 115, Olivet 62, Concordia 48, Trinity 32.

100—Hines (O) 10.1, Parker (IB), Dickson (IB), Schnurstein (C), Neal (O); **200**—Dickson (IB) 21.7, Hines (O), Bearman (C), Soulia (O), Neal (O); **400**—Kershner (C) 50.3, Gleason (IB), McNelly (O), Hinz (C), Peppers (IB);

880—Kershner (C) 2:02.9, Orlovski (IB), Bartlett (T), Songony (T), Bacon (O); **MILE**—Orlovski (IB) 4:32.4, Leatherman (O), Joyce (IB), Meineke (C), Lamb (O); **3-MILE**—Leatherman (O) 15:42.0, Lamb (O), Meineke (C), Breaull (C), Kostreva (T); **120-HH**—O'Reilly (IB) 16.7, Hartman (C), Tracy (O); **440-H**—Johnson (IB) 58.8, Frank (IB), Karker (O), Hartman (C), Tracy (IB).

HJ—Smith (O) 6-4, Wooden (O), O'Malley (IB), Davis (T), Zell (O); **LJ**—O'Malley (IB) 20-9½, Schurstein (C), Johnson (IB), Rolf (C), Dzuridz (O); **PV**—Phillips (IB) 13-6, Dwyer (IB); **SP**—Coon (T) 45-9, Tabor (IB), Davis (O), Corley (IB), Bottles (O); **DISC**—Coon (T) 129-2, Tabor (IB), Gorski (IB), Kurt (IB), Calhoun (C); **JAV**—Davis (T) 201-0, Matyasne (IB), Bardachowski (IB), Tong (C), Karker (O); **TJ**—Johnson (IB) 45-7½, Tong (C), Davis (T), Stratta (IB), Smith (O).

RELAYS—**440**—III, Benedictine (Dickson, Johnson, Johnson, Parker) 43.8, Olivet, Concordia, Trinity; **MILE**—III, Benedictine 3:31.4, Olivet, Trinity, Concordia.

32nd Northern Intercollegiate Conference Championships

SCORING—Moorhead St. 231, Winona St. 151, St. Cloud St. 77, Bemidji St. 41, Minn.-Morris 29, Michigan Tech 27, SW Minnesota 17, Minn.-Duluth 16.

100—Wright (W) 9.9, Kloss (MS), Moss (MS), Koopman (MM), Johnson (W), McKnight (MD); **220**—Wright (W) 22.0, Moss (MS), Oven (MS), Peterson (MS), McKnight (MD), Stensland (W) 48.3, Thompson (MS), Solum (MS), Emmanuel (W), Trost (MM), Husby (MD); **800**—Biesel (MT) 1:55.9, Johnson (SC), Fay (MS), Mueller (W), Cashman (W), Carter (MS); **MILE**—Henderson (W) 4:08.3, Johnson (SC), Wicker (MD), Carter (MS), Renneisen (SC), Graham (MS); **3-MILE**—Taflin (B) 14:15.0, Nordlund (MS), Henderson (W), Shockey (SC), Chilko (MS), Eisert (W); **6-MILE**—Nordlund (MS) 29:28.5, Chilko (MS), Taflin (B), Eisert (W), Edwards (SC), Shockey (SC); **120-HH**—Nelson (MS) 14.7, Stensland (W), Tucker (MS), Sell (SC), Rogers (MT), Brielke (SC); **440-H**—Thorvilson (MS) 53.8, Nelson (MS), Bestul (W), Schwinghammer (SC), Lieb (SC), Lund (SC); **3000-M STEEPLE**—Renneisen (SC) 9:16.0, Graham (MS), Brown (MS), Sybilrud (SC), Nelson (SC), Harland (SWM).

HJ—Bergstrom (MS) 6-8, Barber (W), Tusch (MS), Lang (MT), Bohan (MD), Ott (MT); **LJ**—Dobihal (W) 22-1, Lindell (MS), Baker (MS), Kirk (B), Schumacher (SC), Jentz (W); **PV**—Anderson (W) 14-4, Church (MS), Pelkey (B), Cummins (SC), Nelson (MS), Larson (MM); **SP**—Clark (W) 50-10¼, Anderson (MS), Bentele (SWM), Brandt (MS), Raczor (SC), Keintz (MT); **DISC**—Clark (W) 149-9, Anderson (MS), Bentele (SWM), Nystedt (MS), Johnson (B), Warren (SC); **JAV**—Johnson (B) 205-6, Vastag (MS), Stotts (MM), Fisher (MS), Spicer (B), Severson (SC); **TJ**—Baker (MS) 47-7½, Rogers (MM), Dohihal (W), Reed (SC), Ling (SWM), Kirk (B).

RELAYS—**440**—Winona St. (Johnson, Stensland, Washington, Wright) 42.9, Michigan Tech, Minn.-Morris, St. Cloud St., SW Minnesota, Moorhead St.; **MILE**—Moorhead St. (Thompson, Nelson, Solum, Thorvilson) 3:19.4, Winona St., St. Cloud St., Minn.-Duluth, Minn.-Morris, Michigan Tech.

1978 Meet: May 12-13, Southwest Minnesota State University.

Ohio Athletic Conference Championships

SCORING—Baldwin-Wallace 125, Mount Union 89, Otterbein 66, Ohio Wesleyan 63, Wooster 48, Ohio Northern 36, Denison 32, Heidelberg 21, Capital 20, Wittenberg 18, Marietta 16, Muskingum 12, Oberlin 12, Kenyon 0.

100—Paul (Ott) 9.86, Lomas (H), Peyton (Mu), Stone (Woo), Litten (B), Coda (Woo); **220**—Lomas (H) 21.56, Stone (Woo), Peyton (Mu), Paul (Ott), Wechter (QN), Jones (Ott); **440**—Smith (Ott) 48.9, Jofferson (MtU), Knetchel (C), Titus (Ow), Brandon (MtU), Joliat (MtU); **800**—Cook (ON) 1:52.9, Vanclave (Ott), Weber (B), Kovach (B), O'Brien (C), Runney (Ott); **MILE**—Babson (B) 4:11.83, McIntyre (MtU), Kirk (Woo), Bachtel (Ott), Smith (Woo), Snyder (B); **3-MILE**—Kempke (MtU) 14:19.77, Dotson (MtU), Byrnes (Ott), Hadley (Wit), Reed (H); **6-MILE**—Coy (B) 30:16.3, Fawley (Mar), Meadows (MtU), McGowan (ON), Renner (C), Reed (H); **120-HH**—Heun (B) 14.36, Rissell (Ow), Skoczren (B), Lewis (Woo), Broward (B), Miller (Ott); **440-H**—Steele (Ow) 52.75, Rissell (Ow), Heun (B), Ferguson (MtU), Cuny (B), Miller (Ott); **3000-M STEEPLE**—Coy (B) 9:17.8, Wallwork (ON), Landin (MtU), Martin (B), J. Yeast (Ott), Stone (ON).

HJ—Thomas (B) 6-10, Cope (MtU), tie among Grover (MtU), Kalb (ON) and Baker (Ow), Pearson (ON); **LJ**—Lewis (Woo) 23-5¼, Lovett (Mar), Wenger (Wit), Emerson (MtU), McGarry (ON), Osei (Ob); **PV**—Atha (D) 14-6, Layne (Ob), Martin (B), the Balbo (B) and Barth (D), Sabock (B); **SP**—Meindl (C) 50-9¾, Janiak (D), McKeever (D), Tillotson (B), Reynolds (C), Hunsaker (Wit); **DISC**—Tillotson (B) 150-11, Graham (Ow), Glatzhofer (D), Crow (Ow), Schwall (B), Krystowski (B); **TJ**—John (MtU) 45-9½, Talpas (Ott), Mathews (Ott), Lewis (Woo), Osei (Ob), Herbst (Wit).

RELAYS—**440**—Wooster (Coda, Loeffler, Lewis, Stone) 42.63, Baldwin-Wallace, Wittenberg, Ohio Wesleyan, Ohio Northern, Otterbein; **MILE**—Ohio Wesleyan (Titus, O'Brien, Steele, Rissell) 3:18.70, Mount Union, Baldwin-Wallace, Otterbein, Ohio Northern, Oberlin.

1978 Meet: May 12-13, Baldwin-Wallace College.

Ohio Valley Conference

SCORING—Middle Tennessee 113, Morehead 97½, Western Kentucky 92, Austin Peay 82, Tennessee Tech 47½, Eastern Kentucky 43, Murray 27, East Tennessee 25.

100—Sims (TT) 10.28, Hopkins (WK), B. Jones (Mo), O. Jones (Mo), Barry (AP), Williams (AP); **200**—Hopkins (WK) 20.94, Washington (Mo), Sims (TT), B. Jones (Mo), Goolsby (TT), Moodmond (TT); **400**—Washington (Mo) 46.2, Staggall (T), Musgrove (T), Goolsby (TT), Wiggins (M), Robinson (M); **800**—Lykes (AP) 1:49.15, Warren (Mu), Kelley (Mo), Johnson (Mu), Votava (T), Flynn (ET); **1500**—Flynn (ET) 3:44.42, Perry (T), Staynings (WK), Brewer (T), Votava (T), Charleston (Mo); **5000**—Staynings (WK) 14:02.5, Kenny (ET), Slaughter (WK), Rutter (Mu), Ahmed (AP), Noel (M); **110-HH**—Moore (EK) 13.85, O. Jones (Mo), Payne (WK), Thomas (T), Holloway (T), Burney (TT); **400-H**—Holloway (MT) 50.0, Douglas (WK), Thomas (T), Laga (AP), Catlett (EK), Wyatt (EK).

HJ—Durrant (WK) 7-1, Brown (AP), Anderson (WK), Bradford (Mu), Schertzer (Mo), Curran (TT); **LJ**—Faye (MT) 25-6¼, DoDoo (MT), Killebrew (WK), B. Jones (Mo), Halim (ET), Fogarty (AP); **PV**—Colivas (AP) 16-0, Richards (Mo), Hocker (WK), Warner (MT), Zimmerman (AP), Woddel (Mo); **SP**—Marksbury (Mo) 56-7½, Eddins (AP), DeCandia (EK), Akins (MT), Hall (AP), Gardner (Mo); **DISC**—Salami (MT) 168-3, Eddins (AP), Hall (AP), Seapan (WK), Wilson (EK), Simmons (Mu); **JAV**—Oskin (Mo) 223-6, Powers (EK), Whitman (Mo), Salihim (MT), Bowling (WK), Elmer (T); **TJ**—DoDoo (MT) 52-2½, Trowell (TT), Goodwin (EK), Halim (ET), Owens (WK), Burton (EK).

RELAYS—**440**—Austin Peay 40.5, Tennessee Tech, Morehead, Middle Tennessee, Western Kentucky, Eastern Kentucky; **MILE**—Middle Tennessee 3:10.5, Austin Peay, Tennessee Tech, Morehead, Eastern Kentucky, Murray.

Old Dominion Athletic Conference

SCORING—Lynchburg 57, Bridgewater 54, Washington & Lee 47, Eastern Mennonite 45, Emory & Henry 42, Roanoke 26.

100—Tucker (B) 10.0, Norberg (WL), Banks (WL), Eshleman (EM), Harper (B); **200**—Thomas (R) 21.5, Crawford (L), Norberg (WL), Banks (WL), Tucker (B); **440**—Thomas (R) 48.3, Davis (B), Phillips (EH), Domeier (B), Cash (EH); **800**—Good (EM) 1:57.1, Tucker (WL), Hance (L), Giesen (R), Waters (B); **MILE**—Kidd (B) 4:20.3, Jensen (R), Phelps (L), Taylor (L), Hance (L); **3-MILE**—Layman (EM) 14:29.0, Zook (EM), Crouse (B), Lehman (EM), Bodine (L); **120-HH**—Boye (EH) 15.1, Sorenson (EH), Flynn (L), Zimmerman (EM), Stroop (L); **400-H**—Herr (EM) 54.9, Miller (B), Sorenson (EH), Flynn (L), Stroop (L).

HJ—J. Crawford (L) 6-4, Hendry (WL), Allamong (B), Perry (WL), Brewer (L); **LJ**—Herr (EM) 23-10, Eshleman (EM), Scott (WL), Davis (B), T. Crawford (L); **PV**—Freeman (L) 14-0, Kent (B), Hundley (EM), Eshleman (EM), Spring (WL); **SP**—Spencer (L) 45-11, Scott (EH), Black (EM), Dunlay (WL), Baker (B); **DISC**—Hurley (EH) 142-9½, Miller (WL), Phillips (WL), Spencer (L), Baker (B); **JAV**—Ellis (EH) 211-0, McClemrock (L), Spencer (L), Martin (EH), Rankin (B); **TJ**—Thomas (R) 46-8¾, Davis (B), Stroop (L), Hoffman (WL), Crank (L).

RELAYS—**440**—Bridgewater (Harper, Younger, Horton, Davis) 43.3, Washington & Lee, Lynchburg, Emory & Henry; **MILE**—Washington & Lee (Scott, Tucker, Atkinson, Norberg) 3:26.8, Bridgewater, Emory & Henry, Roanoke, Eastern Mennonite.

1978 Meet: April 29, Eastern Mennonite.

Pacific-8 Conference Championships

SCORING—Southern Cal 146, Washington St. 132, UCLA 99, Oregon 70½, Washington 69, California 64, Stanford 45, Oregon St. 22½.

100—Edwards (SC) 10.23, Campbell (WS), Simmons (SC), Owens (UCLA), Foster (UCLA), Hampton (UCLA); **200**—Edwards (SC) 20.13, Jordan (OS), Franco (W), Andrews (SC), Walker (C), Simmons (SC); **400**—T. Andrews (SC) 45.57, J. Andrews (SC), Sheats (S), Bowen (O), Wallace (C), Thompson (UCLA); **800**—Brewster (W) 1:48.5, Omwansa (SC), Gibson (W), L. Johnson (SC), Radford (W), Niederhauer (UCLA); **1500**—Clifford (C) 3:42.3, Williams (UCLA), Bean (WS), Nelson (O), Russel (UCLA), Crowley (S); **5000**—Kimombwa (WS) 13:35.4, Kimeto (WS), Chapa (O), Salazar (O), Simonian (UCLA), Murray (W); **10,000**—Kimombwa (WS) 28:13.4, Sandoval (S), Rono (WS), Chapa (O), Salazar (O), Surface (W), Taylor (O); **110-HH**—Owens (UCLA) 13.60, Foster (UCLA), Gaines (W), Johnson (SC), Branson (O), Knutson (WS); **400-H**—T. Andrews (SC) 50.34, Graybell (SC), Shellworth (S), Minor (WS), Mills (UCLA), Susac (OS); **3000-M STEEPLE**—Rono (WS) 8:35.4, Hurst (O), Clary (O), James (UCLA), Blume (C), Williams (O).

HJ—Walker (SC) 7-1¼, tie among Meisler (UCLA), Darnelle (WS) and Edwards (OS), Boyd (UCLA), tie Fries (O) and Stone (OS); **LJ**—Loffton (S) 26-4¾, Doubly (SC), Banks (UCLA), Williams (WS), Herndon (UCLA), Smith (OS); **PV**—Tully (UCLA) 17-7, Hintz (O), Hintz (C), Worden (WS), Paton (C); **SP**—Alberston (S) 65-6¼, Buxton (WS), Vincent (W), Frugglietti (SC), McKenzie (SC), Santiago (C); **DISC**—Overton (C) 195-8, Frugglietti (SC), Burton (O), Miller (OS), Santiago (C), Elder (SC); **JAV**—Atwood (W) 265-9, Kooznetsoff (WS), Paananen (SC), Schaeffer (WS), Sinclair (W), Cooper (C); **HAM**—Neilson (W) 213-11, Buxton (WS), Midles (WS), McArdle (O), Burton (O); **TJ**—Banks (UCLA) 55-3¼, Campbell (WS), Assel (SC), Jackson (SC), Dobbins (C), Williams (WS); **DECATHLON**—Mondschein (W) 7,066, Vegar (W), Lewis (C), Canfield (C), Johnk (S).

RELAYS—400—Southern Cal (T. Andrews, Simmons, J. Andrews, Edwards) 39.24, UCLA, California, Stanford, Oregon; **MILE**—UCLA (Niederhaus, Leeds, Thompson, Myles) 3:07.8, California, Stanford, Southern Cal, Oregon, Oregon St.

1978 Meet: May 19-20, Oregon State University.

Pacific Coast Athletic Association

SCORING—San Jose St. 114½, Long Beach St. 95½, San Diego St. 54, Fresno St. 49, Utah St. 16, Cal.—Santa Barbara 7.

100—Williams (LB) 10.6, County (LB), Pipersburg (LB), Triplett (SJ), Brewer (LB); **200**—Carley (FS) 21.2, Hinton (SD), Perry (SD), Triplett (SJ), Campbell (FS); **400**—Campbell (FS) 46.0, Beasley (LB), Saunders (LB), Roehoe (SJ), Madruaga (SD); **800**—Schilling (SJ) 1:46.8, Enyeart (US), Donohue (SD), Keely (LB), Luder (LB); **1500**—Schilling (SJ) 3:45.8, Cendejas (LB), Kimball (SJ), Deis (FS), Krause (LB); **5000**—Gruber (SJ) 14:11.2, McConnell (LB), Deis (FS), Pullen (SD), Harvey (SJ); **10,000**—Gruber (SJ) 30:30.4, Rodriguez (LB), Haake (FS), Wojcick (SB), Ramirez (FS); **110-HH**—Cooper (SJ) 13.9, Peterson (LB), Carley (FS), Richardson (SD), Gaeta (FS); **400-H**—Sheffield (SD) 51.0, Mince (FS), Finley (SJ), Cooper (SJ), Lizardi (LB); **3000-M STEEPLE**—St. John (SD) 8:54.4, Kelly (US), G. Aguirre (FS), Hurst (SJ), Reime (SJ).

HJ—R. Livers (SJ) 6-10, tie Nelson (SJ) and LaRusch (LB), Franz (LB), Ridgway (SB); **LJ**—Magee (LB) 24-6½, Finley (SJ), Brewer (LB), Pipersburg (LB), Green (US); **PV**—Baird (LB) 17-0, Woepse (SJ), Bockmiller (SJ), Pfaffenberg (FS), Davis (SB); **SP**—Semkiw (SJ) 62-5, Feuerbach (SJ), Gummerson (SJ), Beaudry (SD), Brown (LB); **DISC**—Brown (LB) 179-11, Alexander (SD), Gummerson (SJ), Endler (FS), Ringel (US); **JAV**—Dejak (SJ) 248-0, Packer (SD), Parkinson (US), Morley (FS), Staengel (SJ); **HAM**—Briski (SD) 184-0, Congi (SJ), Kells (SJ), Miller (SJ), Lauderdale (SB); **TJ**—R. Livers (SJ) 43-10¼, Magee (LB), Scott (LB), Valentine (LB), Brewer (LB); **DECATH**—Young (SD) 7,215, J. Hippensteel (FS), Sanchez (6,955), Durck (LB), Foss (SD).

RELAYS—400—Long Beach St. (Brewer, Williams, County, Pipersburg) 40.2, San Jose St., Fresno St.; **MILE**—Long Beach St. (Taylor, Saunders, Ledet, Beasley), San Jose St., Utah St., San Diego St.

1978 Meet: May 12-13, Fresno State.

46th Pennsylvania Conference Championships

SCORING—Edinboro 111, Bloomsburg 92½, East Stroudsburg 90, Slippery Rock 83, Shippensburg 66, Indiana 64, Millersville 50½, Lock Haven 32, Cheyney 14, Mansfield 9, Kutztown 8, California 0, Clarion 0.

100—Price (ES) 9.9, Hackley (Ed), Crunkleton (Ed), Mailley (B), Silver (Sh), Clark (MA); **200**—Price (ES) 21.9, Harris (Ma), Snyder (Mi), McFarland (K), Jackson (ES), Crunkleton (Ed); **400**—Wooding (I) 48.2, Harvey (SR), B. Purvis (ES), Klingler (Ed), Reckfus (B), DiPasquale (Sh); **800**—White (B) 1:52.8, Muggleton (Ed), Freedline (I), Springer (Sh), C. Purvis (ES), Rollman (K); **MILE**—Muggleton (Ed) 4:08.6, Lucas (SR), Packard (Ed), Kleinosky (I), Massa (Sh), Comfort (Mi); **3-MILE**—Foley (Ed) 14:03.3, Eachus (B), Haines (SR), Trilli (I), Orzagem (ES), Treffinger (Mi); **6-MILE**—Strain (Mi) 29:51.0, Doub (Sh), Eachus (B), Foley (Ed), Jordan (Ed), Burke (I); **120-HH**—Walker (SR) 14-7, Reynolds (Ed), Curcio (B), Robertson (ES), Banks (K), Jones (SR); **440-H**—Robertson (ES) 53.0, Jones (SR), Krajcsik (Sh), Bujalski (ES), Williams (B), Bivans (Sh); **3000-M STEEPLE**—Heesen (ES) 9:13.2, Cunkleman (I), Burke (I), Howe (Ed), Linder (Ed), McGuire (B).

HJ—Caruthers (B) 6-10, tie among Keiper (B), Burke (LH) and May (Mi), tie Guzzi (ES) and Radimer (ES); **LJ**—Omiegba (LH) 24-5, Dickinson (Sh), Loper (Ch), Acker (Sh), Guion (Mi), Blauch (ES); **PV**—Wunderlich (SR) 15¼, Patterson (ES), Mann (LH), Young (SR), Polansky (Ed), tie Womer (B) and Martin (Mi); **SP**—Taslov (Ed) 51-7, McCollum (B), Carr (SR), Coldren (B), Groupie (Ed), Crumrine (Sh); **DISC**—Bogar (Mi) 164-3, Jeremko (I), Trapp (SR), Piper (Sh), Frederick (Mi), Moratelli (K); **JAV**—Opilo (Sh) 234-1, Kita (B), Bisking (LH), Goldberg (I), Coleman (Sh), Mariangeli (B); **TJ**—Dickinson (Sh) 49-¾, Loper (Ch), Dietrich (B), Motts (LH), Redmond (Mi), Sanders (Sh); **DECATH**—Kowal (Ed) 6,818, tie Papa (SR) and Campion (SR), May (Mi), Womer (B), Humphrey (ES).

RELAYS—400—Edinboro (Pettis, Klingler, Hackley, Crunkleton) 41.6, East Stroudsburg, Bloomsburg, Indiana, Slippery Rock, Shippensburg; **MILE**—tie East Stroudsburg (Guers, Bujalski, C. Purvis, B. Purvis) and Indiana (Freedline, Schunk, Steele, Wooding) 3:14.8, Millersville, Edinboro, Bloomsburg, Shippensburg.

1978 Meet: May 5-6, Indiana State University.

Presidents Athletic Conference

SCORING—John Carroll 113, Case Western 98, Hiram 94, Allegheny 71, Carnegie-Mellon 60, Bethany 36, Thiel 29, Washington & Jefferson 22.

100—Edwards (H) 9.7, **200**—Edwards (H) 22.3; **400**—Niehaus (H) 50.5; **800**—Mellott (H) 1:57.5; **MILE**—Bunnell (CW) 4:19.5; **3-MILE**—Kummant (CW) 14:25.6; **120-HH**—Hartz (A) 15.1; **440-H**—Curtz (A) 56.4.

HJ—Wehrle (CM) 6-5; **LJ**—Jones (JC) 22-8; **PV**—Corrigan (JC) 13-4; **SP**—Kovacs (W&J) 44-9; **DISC**—Dumpe (A) 145-1; **JAV**—Kurrp (A) 172-9½; **TJ**—Jones (JC) 44-9½.

RELAYS—400—Hiram 43:2; **MILE**—Hiram 3:28.5.

Rocky Mountain Athletic Conference

SCORING—Adams St. 165, Southern Colo. 105, Western St. 92, Western New Mexico 82½, Southern Utah 50½, Colorado Mines 36, Mesa 26.

100—Hunt (AS) 10.5, Jones (WNM), Winstead (SU), Johnson (SC), Light (AS); **200**—Hunt (AS) 21.3, Jones (WNM), Light (AS), Brown (SC), Winstead (SU), Watson (SC); **400**—Deason (SU) 48.1, Massey (AS), Brown (SC), DeAnda (WNM), Watson (SC), Billups (AS); **800**—McMillen (AS) 1:54.7, Chambers (WNM), Mosteller (SC), Kearns (SU), Brown (AS); **1500**—McMillen (AS) 3:56.9, Brown (AS), Mosteller (SC), Galbreath (SC), Montoya (AS), O'Donnell (SC); **5000**—Rivera (AS) 15:46.0, Montoya (AS), Fink (AS), Lowrey (AS), Ledoux (SC), Winegardner (AS); **10-HH**—Donley (SC) 14.4, Cruikshank (WS), Meis (CM), Maddocks (CM), McElhoney (AS), Bagley (SU); **400-H**—Fields (WS) 54.3, Cruikshank (WS), Donley (SC), Streeter (AS), Welsch (SC), Jelden (CM); **3000-M STEEPLE**—Kears (SU) 9:55.7, Pace (CM), Miera (SC), Knopp (WS), Trannud (AS), Rosenberg (CM); **LJ**—Willey (WNM) **HJ**—Howard (M) 6-8, Smith (SC), Murphy (WS), Turner (AS), Brewer (MI), Rosenberg (CM); **LJ**—Willey (WNM) 23-6, Fields (WS), Maddocks (CM), Murphy (WS), Paine (AS), Lewis (SU); **PV**—Willey (WNM) 14-6, Duke (M), Sinosero (WNM), Day (AS), Lockhart (CM), tie Daniels (WNM) and Rodriguez (SU); **SP**—Gross (AS) 57-6, Strain (WNM), Potter (WS), Moser (SC), Burtenshaw (SC), Whitlow (CM); **DISC**—Gross (AS) 178-1½, Baker (SC), Potter (WS), Anderson (M), Hardin (SC), Detamore (CM); **JAV**—Mendonca (WNM) 215-6, Whitney (AS), Lankford (WS), Jensen (SC), Gross (AS), Baker (SC); **TJ**—James (WS) 49-6½, Fields (WS), Broadway (SU), Vaden (CM), Gill (M), Douglas (SC).

RELAYS—400—Adams St. 41.5, Southern Utah, Southern Colo., Western New Mexico, Colo. Mines, Western St.; **1600**—Adams St. 3:18.9, Southern Colo., Western New Mexico, Southern Utah, Western St.

45th Southeastern Conference Championships

SCORING—Tennessee 168, Auburn 148, Alabama 84, Florida 73, Mississippi St. 46, Georgia 38, Louisiana St. 33, Kentucky 30.

100—Glance (Au) 10.36, Easley (Au), Breeding (G), Scott (L), J. Young (T), Adabani (M); **200**—Glance (Au) 20.47, Scott (L), Smith (Au), J. Young (T), Breeding (G), Morgan (T); **400**—Smith (Au) 45.38, Gatson (Al), Harris (T), Morgan (T), Gray (F), Stringfellow (M); **800**—Tuitt (F) 1:48.72, James (T), K. Young (T), Harrison (Al), Ulaetor (MI), Washington (T); **1500**—Maiyo (F) 3:46.34, Wright (T), Ackerman (K), Abston (Au), Stubbs (MI), Rogers (F); **5000**—Burriger (K) 14:12.67, Baker (Au), Vega (T), Redenbaugh (K), Blount (F), Bromberg (Al); **10,000**—Vega (T) 30:17.20, Sonnenfeldt (T), Watts (T), Buell (K), Blount (F), Bourrier (Al); **110-HH**—Walker (Au) 13.90, Johnson (T), Lewter (Au), Darcus (T), Fincher (G), Dees (M); **400-H**—Walker (Au) 49.58, Otono (M), Barlow (T), Fincher (G), Barrifite (F), Lewter (Au); **3000-M STEEPLE**—Wright (T) 8:44.9, Baker (Au), Lenting (K), Crews (Al), James (T), Bromberg (Al).

HJ—Barrineau (G) 7-1, Tarvin (Au), Ott (F), Pringle (F), Whitehead (M), Valentine (Au); **LJ**—Glance (Au) 25-2½, Easley (Au), Walker (Au), Darby (M), Skinner (Al), Holmes (T); **PV**—Malone (T) 16-6, Wodder (T), West (Al), Kimball (F), Gundlach (T), Stewart (F); **SP**—England (Al) 63-4, Buchanan (Al), Cain (Al), McMahen (T), McIntosh (F), Schaffstall (Au); **DISC**—Cain (Al) 185-0, McMahen (T), Genthner (T), Martin (Al), Buchanan (Al), Will (Au); **JAV**—Dykehouse (F) 256-9, Blythe (Al), Cain (Al), McIntosh (F), England (Al), McConnell (L); **TJ**—Easley (Au) 49-5½, Neghebner (M), Darby (M), Whitney (L), Briede (L), Gilliland (T); **DECATH**—Fritts (T) 7,296, Benedict (G), Bochette (F), Troxclair (L), Cecil (Au), Palles (M).

RELAYS—400—Auburn (Easley, Lewter, Smith, Glance) 39.24, Tennessee, Mississippi St., Georgia, Georgia, Louisiana St., Florida; **MILE**—Tennessee (Preyor, Barlow, Haines, Morgan) 3:08.88, Louisiana St., Florida, Mississippi St., Georgia, Alabama.

Southern Conference Championships

SCORING—East Carolina 128, Furman 125, Va. Military 84½, William & Mary 82, Marshall 73, Appalachian St. 67½, Western Carolina 32, Citadel 21, Davidson 6.

100—Alston (EC) 10.5, Melvin (EC), Burson (WC), Suggs (EC), McNeal (VM), C. Anderson (F); **200**—Alston (EC) 20.8, Melvin (EC), Suggs (EC), Keroack (WM), C. Anderson (F), Burson (WC); **400**—Fleming (WC) 47.4, Purdie (EC), Jordan (AS), Perry (EC), Moss (EC), Freeman (EC); **800**—Barker (F) 1:49.2, Hopke (WM), Rothschild (WM), Coley (F), Cropp (WM), Green (EC); **1500**—Cropp (WM) 3:48.4, Wiggins (VM), Watts (M), Coley (F), Knott (WC), Serra (WM); **5000**—Blount (AS) 14:22.8, Borch (F), Clark (M), Kline (M), Baguis (WM), Yunker (F); **110-HH**—Rankins (EC) 14.1, Pate (F) 30:33.1, tie Clark (M) and Kline (M), Blount (AS), Baguis (WM), Yunker (F); **400-H**—D. Anderson (F) 50.7, Pate (F), Buckenfield (F), Grimes (VM), Blake (AS), Bridges (VM), Linkenauer (F); **3000-M STEEPLE**—Wiggins (VM) 9:05.3, Barker (F), Cole (F), McCoy (EC), Grimes (VM), Wagner (M); **3000-M STEEPLE**—Wiggins (VM) 9:05.3, Barker (F), Cole (F), Watts (M), Andrews (VM), Shields (WM).

HJ—Hubbard (AS) 6-9, Schilling (WM), Woodard (C), Irving (WM), Jacobs (C), tie among Terry (AS), Robinson (VM) and Pegram (AS); **LJ**—Gibson (VM) 24-6, C. Anderson (F), Grimes (VM), Jackson (EC), McIntyre (EC), Hodge (EC); **PV**—Thompson (M) 15-0, Ward (AS), Mittendorf (M), Craffword (VM), Burke (C); **SP**—George (WM) 55-2, Johns (M), Hiles (F), Tocci (C), Yennotti (AS), Schay (WM); **DISC**—Schay (WM) 162-7, Batley (EC), Johns (M), Bergenback (AS), Hiles (F), Burnick (WM); **JAV**—Markland (AS) 229-8, Yanosky (M), Forbes (EC), Bookmiller

(VM), Anderson (C), Schilling (WM); **HAM**—Hiles (F) 152-1, Willson (VM), Taylor (D), Mertz (C), Simpson (F), Bergenback (AS); **TJ**—McIntyre (EC) 51-5/8, Grimes (VM), Perry (VM), Jackson (EC), C. Anderson (F), Hodge (EC).

RELAYS—440—Western Carolina (Cox, Bursion, Fleming, Surratt) 41.6, Va. Military, Furman, William & Mary, Appalachian St., Citadel; **MILE**—East Carolina (Alston, Moss, Perry, Purdie) 3:12.6, Furman, Appalachian St., William & Mary, Va. Military, Western Carolina.

Southland Conference Championships

SCORING—Arkansas St. 155½, Lamar 117, SW Louisiana 113½, McNeese St. 93, Louisiana Tech 53, Tex.-Arlington 25.

100—Preston (A) 10.1, Bell (La), Williams (SWL), Stagg (La), Kirkwood (A), Ellis (SWL); **200**—Preston (A) 21.1, Bell (La), Taylor (A), Williams (SWL), Nash (SWL), McArthur (M); **400**—Stroman (A) 46.9, Kibbles (La), Harrison (SWL), Collins (M), Johnson (SWL), Willis (LT); **800**—Metcalf (A) 1:51.7, Valley (A), Spears (La), Ochs (LT), Kivlan (SWL), Bemberg (A); **1500**—O'Callaghan (M) 3:42.9, Cuzzort (M), Briones (La), Newland (TA), Spreyer (LT), Bissell (La); **5000**—O'Callaghan (M) 14:36.3, Newland (TA), Cuzzort (M), Marks (SWL), Kohrs (M), Burris (A); **110-HH**—Taylor (A) 13.5, Ford (LT), Williams (SWL), Harper (SWL), Peters (M), Moor (La); **400-H**—Stagg (La) 51.1, Boudreaux (La), Peters (M), Trahan (SWL), Beyer (La), Guidry (La).

HJ—DeWees (A) 6-10½, Royer (M), Hildebrand (La), Walters (SWL), Arterbury (TA), tie Dugas (SWL) and Ford (LT); **PV**—Bell (A) 17-5½, Long (A), Smart (La), Cook (A), Aldridge (La), tie Farmer (LT) and Umbaugh (A); **SP**—Perkins (SWL) 53-7½, Humphreys (A), Crumpler (LT), Broom (La), Mullins (A), Phillips (A); **TJ**—Martin (SWL) 50-6, Roach (SWL), Anderson (SWL), Woods (LT), Earls (La), Ellis (SWL).

RELAYS—440—Arkansas St. (Kirkwood, Stroman, Valley, Preston) 40.5, SW Louisiana, Lamar, Louisiana Tech, Tex.-Arlington; **MILE**—Arkansas St. (Taylor, Preston, Valley, Stroman) 3:12.4, Lamar, SW Louisiana, Louisiana Tech, McNeese St., Tex.-Arlington.

1978 Meet: April 28-29, Louisiana Tech University.

62nd Southwest Athletic Conference Championships

SCORING—Texas 127½, Texas A&M 103, Rice 92, Houston 68, Baylor 40, Arkansas 32, Texas Tech 24, Southern Methodist 7½, Texas Christian 2.

100—Jones (T) 9.42, Dickey (TAM), Derritt (R), Nance (H), Overstreet (H), Delancy (TC); **220**—Jones (T) 20.29, Derritt (R), Nance (H), Overstreet (H), Spence (T), Doty (SM); **440**—Brown (H) 46.89, Harris (B), Waugh (R), Pierson (TT), Newsome (TT), Kinney (R); **880**—Collins (B) 1:50.82, Wheeler (TAM), Taliaferro (T), Gingrich (R), Beyer (R), Klowner (T); **MILE**—O'Shaughnessy (A) 3:59.47, Craig (T), Clark (A), Tolbert (R), Waters (T), Mason (T); **3-MILE**—Froelich (R) 13:41.43, Novelli (R), Craig (T), Maldonado (T), Adams (B), Hendry (T); **120-HH**—King (R) 13.86, Baker (TAM), Duncan (B), Studstill (T), Scott (A), Figgs (TAM); **440-H**—Baker (TAM) 51.08, Isiah (R), James (R), Nelson (T), Studstill (T), King (R).

HJ—Davenport (T) 7-1, Keith (T), Wimberly (B), tie DeLorey (B) and Byrd (TAM), tie Harvey (T) and Roberson (SM); **LJ**—Overstreet (H) 25-4½, MacAndrew (TT), Moore (T), Jones (T), Aklie (T), Caldwell (H); **PV**—Blair (TAM) 16-9, Ruchle (TAM), Hems (T), Hill (A), Burleson (B), Strong (TAM); **SP**—Coffman (H) 59.2, West (TAM), Gray (A), Baughman (H), R. Scott (TAM); **DISC**—Stewart (TAM) 189-1, Baughman (H), Gray (SM), Taylor (TT), West (TAM), R. Scott (TAM); **JAV**—Lyons (T) 231-10, Newsome (TAM), Atkinson (R), Gibson (TAM), Pickert (A), Jeffrey (B).

RELAYS—440—Texas (Clayborn, Hatchett, Spence, Jones) 39.54, Houston, Texas A&M, Rice, Baylor, Texas Christian; **MILE**—Texas (Studstill, Nelson, Clayborn, Jones) 3:08.24, Rice, Texas Tech, Texas A&M, Arkansas, Houston.

State University of New York Athletic Conference

SCORING—Fredonia 136, Plattsburgh 110, Cortland 92, Oswego 51, Albany 47½, Brockport 43½, Oneonta 33, Binghamton 28, Genesee 14.

100—tie Stephens (F) and Gillis (P) 10.08, Moulton (Os), Smith (A), Griffin (A), Mitchell (F); **220**—Gillis (P) 22.40, Moulton (Os), McFayden (F), Smith (A), Mitchell (P), Stephens (F); **440**—McFadden (F) 49.28, Scott (F), Kirchoff (C), Danby (Bi), Kerbs (On), Fanelli (On); **880**—Haslam (P) 1:55.4, Jeter (Bi), Pillsworth (P), Heidrich (P), Ermish (Br), Forehan (C); **MILE**—Carroll (F) 4:20.34, Pillsworth (P), Underwood (Br), Talbot (Br), Kitzrow (A), Zintel (F); **3-MILE**—Saxton (Br) 14:34.03, Drake (C), Burns (A), Callaci (On), Keltt (P), Ambrusco (P); **6-MILE**—Goldwire (P) 30:12.86, Burns (A), Callaci (On), Skinkle (Br), Martin (Br), Ward (F); **120-HH**—Heinrich (F) 14.94, Wheeler (On), Guthrie (G), Semeraro (Os), Jones (On), McDonaell (Br); **440-H**—Kirchoff (C) 55.35, Aice (F), Heinrich (F), Williams (A), Dross (A), Paulk (F).

HJ—Roberson (F) 6-7, Martin (F), Murphy (P), Bayerlein (Os), Quinn (C), Szumelak (Os); **LJ**—Stephens (F) 22-½, Crawford (P), Gibbalter (Bi), Smith (A), T. Guardino (C), Jones (On); **PV**—Shields (C) 13-6, Greenburg (G), Fairbanks

(Br), Mayer (A), Rechlin (F), tie Coopersmith (B) and LaMountain (A); **SP**—Yelverton (Os) 51-3½, Brunett (C), Bennett (P), Gazillo (C), Cameron (P), Barbano (C); **DISC**—MacMenaw (P) 145-9, Wilber (C), Duval (C), Kaval (C), Yelverton (Os), Barbano (Os); **JAV**—Fisher (C) 199-3, Ruterbach (F), Lavfer (F), King (On), Phillips (F), Schildt (C); **TJ**—Stephens (F) 45-9¼, Coopersmith (Br), Eckberg (A), G. Guardino (C), T. Guardino (C), Murphy (P).

RELAYS—440—Fredonia (Ward, Carroll, Zintel, McFadden) 42.13, Oswego, Plattsburgh, Oneonta, Binghamton, Brockport; **MILE**—Plattsburgh (Pillsworth, Gillis, Mitchell, Heidrich) 3:21.65, Binghamton, Fredonia, Cortland, Brockport, Albany.

1978 Meet: May 6, Plattsburgh State.

Western Athletic Conference Championships

SCORING—Texas-El Paso 170, Brigham Young 169, Arizona St. 153, New Mexico 56, Utah 44, Arizona 37, Colorado St. 22, Wyoming 0.

100—Gerald Burl (AS) 10.49, Parrell (U), S. Williams (AS), Connolly (B), Njoroge (T), Edwards (AS); **200**—Darden (AS) 20.52, Gerald Burl (AS), Parrell (U), Njoroge (T), Edwards (AS), Connolly (B); **400**—Frazier (AS) 45.59, Darden (AS), Solomon (NM), Dramiga (NM), McKenzie (AS), Ongwae (NM); **800**—Kipkurgat (NM) 1:46.56, Frichtel (C), Romero (NM), Ongata (T), Murdoch (B), Courtney (T); **1,500**—Waigwa (T) 3:45.29, Arriola (A), Harris (C), Hydet (B), Woods (B) tied with Marsh (B); **5,000**—Hernandez (B) 13:55.83, Waigwa (T), Munyala (T), Reid (B), Sirma (T), Redhair (B); **10,000**—Hernandez (B) 29:21.2, Reid (B), Sirma (T), Redhair (B), Ortega (NM), Garcia (T); **110-HH**—Walker (AS) 14.04, Gary Burl (AS), Piersdorf (A), Kennedy (A), Kokkonen (B), Mayuku (T); **400-H**—Walker (AS) 49.79, Gardner (U), Aumas (AS), Kokkonen (B), Kennedy (A), Mayuku (T); **3000-M STEEPLE**—Munyala (T) 8:46.46, Marsh (B), Koroso (NM), Cabanillas (B), Wathe (B), Guadramma (U).

HJ—Joy (T) 7-3, Arney (AS), Smith (T), Barney (AS), Nielson (B), Jackson (AS); **LJ**—Jackson (AS) 25-2, Asare (T), Grimes (T), Hutchins (T), Baxter (B), Lamiyan (T); **PV**—Barry (B) 17-3, Abada (T), Wahlstrom (T), Haynie (C), Tracy (T), tie Debevetz (U) and Hinton (U); **SP**—Nilsson (B) 59-8, Gardenkrans (B), Walvik (T), Harlin (NM), Hart (U), Pushkin (AS); **DISC**—Walvik (T) 199-3, Gardenkrans (B), Pushkin (AS), Hart (U), Heckaman (A), Duffala (C); **JAV**—George (B) 253-1, E. Williams (AS), Gasser (B), Paur (U), Benyak (NM), Jacobs (A); **HAM**—Berry (T) 213-2½, Kousela (B), Duffala (C), Gardenkrans (B), Rabern (U), Hay (U); **TJ**—Grimes (T) 53-¾, Hutchins (T), Laniyan (T), Bernhardt (NM), Baxter (B), Hay (U); **DECATH**—Steiner (B) 7:50, Jacobs (A), Echavarría (B), Larsson (A), Herbst (AS), Powell (B).

RELAYS—440—Arizona St. (S. Williams, Darden, Gerald Burl, Frazier) 40.21, Texas-El Paso, Brigham Young, Utah, Arizona, New Mexico; **MILE**—New Mexico (Ongwae, Dramiga, Kipkurgat, Solomon) 3:05.52, Arizona St., Texas-El Paso, Brigham Young, Utah, Colorado St.

1978 Meet: University of Texas-El Paso, dates to be determined.

Wisconsin State University Conference

SCORING: Stevens Point 155, La Crosse 143, Whitewater 122, Eau Claire 67, Platteville 58, Oshkosh 44, River Falls 15, Stout 10, Superior 6.

100—Stapp (W) 10.1, Sitte (L), Heck (W), C. Bolton (SP), Scharrer (L), Potter (L); **220**—Stapp (W) 22.0, Sitte (L), Jones (L), C. Bolton (SP), Heck (W), M. Bork (SP); **440**—M. Bork (SP) 48.9, Harper (0), Smith (Su), B. Bonk (L), Hoelt (EC), Barbarien (0); **880**—Jim Hanson (L) 1:54.3, Miller (SP), Herbert (EC), D. Bonk (L), Lobner (L), Brill (W); **MILE**—Jim Hanson (L) 4:12.7, D. Buntman (SP), Herbert (EC), Anderson (P), Trzebiatowski (SP), Hein (SP); **3-MILE**—Johnson (SP) 14:16.0, Zaborske (SP), Stintzi (EC), Eager (EC), Anderson (P), Bender (W); **6-MILE**—Flanagan (P) 30:05.5, Hahn (L), Foss (0), Antezak (L), Zaborske (SP), Henseler (0); **120-HH**—Young (W) 14.5, Marshall (P), Williams (W), Sapa (P), McSwain (W), Fritz (L); **440-H**—Yoss (W) 54.6, VanRossum (L), Sapa (P), Gasthardt (W), McSwain (W), La Belle (L); **3,000-M STEEPLE**—Johnson (SP) 9:17.9, Ingold (L), C. Hohense (L), B. Hohense (L), Stintzi (EC), Simon (SP); **10,000-M WALK**—Mazanec (P) 47:35.0, Byers (EC), Anderson (RF), Huberty (RF), Meltz (0), Baker (EC).

HJ—Lee (L) 6-8, Adamczak (SP), Drumm (St), Kreuter (W), McFarlane (W), Bodin (W); **LJ**—Mueller (L) 22-7, Holly (0), Keen (W), Rabideau (W), Lyon (W), Foote (0); **PV**—Schell (W) 15-9¼, Cook (EC), Timm (EC), Goodwick (SP), Polkow (EC), Killoran (L); **SP**—Walczak (L) 52-5, Del Fatti (SP), Holm (SP), Scott (SP), Knaust (W), Bruley (0); **DISC**—Holm (SP) 159-4½, Biever (SP), Pohlimann (EC), Scott (SP), Lang (P), Mueller (0); **JAV**—Simmons (P) 201-134, Plier (L), Paul (L), Cooper (EC), Baranowski (W), Connors (P); **TJ**—Reid (SP) 45-9¾, Watson (W), Rue (SP), Walz (RF), Kosika (St), Zahn (W).

RELAYS—440—Whitewater (Stapp, Heck, Zahn, Young) 42.4, Stevens Point Point, La Crosse, Eau Claire, Stout, Platteville; **MILE**—Stevens Point (Miller, Boudette, C. Bolton, M. Bork) 3:19.2, La Crosse, Whitewater, Oshkosh, Eau Claire, River Falls.

1978 Meet—May 5-6, University of Wisconsin, Eau Claire.

30th Yankee Conference Championships

SCORING—Connecticut 98, Massachusetts 60, Boston U. 52, Rhode Island 28, New Hampshire 23½, Maine 19½, Vermont 10.

100—Palazzo (B) 10.0, Easton (B), Butcher (RI), Pope (NH), DiPietro (C); **220**—Laube (B) 21.5, Palazzo (B), Pope (NH), Lumpkin (C), Nolen (C); **440**—Martens (Mas) 49.2, Demers (NH), Lawton (B), Windle (RI), tie Tupper (Mai) and Kelley (C); **880**—Taylor (B) 1:52.4, King (Mas), Hunt (Mas), Clark (C), Boyle (Mai); **MILE**—Clark (C) 4:10.5, Martin (Mas), Farmer (Mas), Roddin (Mai); **3-MILE**—O'Neill (C) 14:07.4, Carroll (Mas), Sloss (C), Wolff (Mas), Crossan (NH); **120-HH**—Lemay (C) 14.6, Hecker (RI), Russ (NH), Collette (Mai); **440-H**—Janiak (B) 52.2, Healy (Mas), Richards (Mas), Simms (Mai), Ancyepow (C).

HJ—Augeri (C) 6-7, Lindgren (V), Fitzgerald (Mas), Boucher (C), Cumpstone (Mai); **LJ**—Pendleton (Mas) 22-10¼, Adamson (Mas), Nolen (C), Gray (RI), Browne (Mas); **PV**—Hartley (RI) 16-6½, Thornton (C), Marcotte (NH), Power (Mas), McConnell (C); **SP**—Walton (C) 52-2, White (C), Wallace (C), Sherrerd (Mai), Lofredo (C); **DISC**—Walton (C) 167-3, Sherrerd (Mai), Malavich (C), White (C), Pillari (C); **JAV**—Rowland (C) 212-7, Boscemi (V), Butler (RI), Russo (NH), Velez (B); **HAM**—Porrazzo (NH) 182-0, Smolenski (B), Delahunt (C), Davis (RI), Wallace (C); **TJ**—Augeri (C) 47-9½, Troy (C), Parsons (Mas), Shaw (C), Glover (Mai).

RELAYS—**440**—Boston U. (Palazzo, Easton, Howe, Laube) 42.7, Massachusetts, Connecticut, Maine, Vermont; **MILE**—Boston U. (Lawton, Laube, Taylor, Janiak) 3:16.2, Massachusetts, Rhode Island, Connecticut, Vermont.

1978 Meet: May 5-6, University of Vermont.

68th Drake Relays

TEAMS—Air Force, Arizona, Arkansas, Auburn, Augustana (Ill), Augustana (S. Dak.), Ball State, Baylor, Bowling Green, Bradley, Brigham Young, Buena Vista, Carleton, Central, Central Mich., Chicago, Chicago TC, Cincinnati, Cleveland St., Coe, Colorado, Colorado St., Colorado TC, Cornell, DePaul, Doane, Drake, Dubuque, Dupage, Eastern Ill., Eastern Mich., Eastern New Mexico, Florida St., Fort Hays, Graceland, Grambling, Grinnell, Hamline, Hastings, Illinois, Ill.-Chicago Circle, Illinois St., Indiana, Iowa, Iowa State, Iowa Wesleyan, Jackson St., Kansas, Kansas St., Kearney State, Kentucky, Lewis, Lincoln, Loras, Loyola, Luther, Macalester, Mankato St., Mason Dixon TC, Miami (Ohio), Michigan St., Minnesota, Minn.-Morris, Missouri, Moorhead St., Morningside, Nebraska, Neb.-Omaha, Neb. Wesleyan, New Mexico, New York AC, North Carolina St., North Central, North Dakota St., NE Louisiana, NE Missouri, Northern Iowa, Northwestern, NW Louisiana, Notre Dame, Oklahoma, Okla. Christian, Oklahoma St., Pacific Coast Club, Pittsburg St., Prairie View, Principia, Providence, Purdue, Santa Monica TC, Simpson, Sioux Falls, South Dakota, South Dakota St., Southern Ill., Southern Methodist, SE Missouri, Southern Baton Rouge, St. Cloud St., St. Olaf, St. Thomas, Tarkio, Texas, Texas A&M, Texas Christian, Texas Southern, Toledo, Warburg, Wayne St. (Mich.), Wayne State (Neb.), Western Ill., Western Kentucky, Westmar, West Texas St., Wheaton, Wichita St., William Penn, Winona St., Wisconsin, Wis.-La Crosse, Wis.-Parkside, Wis.-Platteville.

100—Kee (SI) 10.55, Easley (Aub), Wilson (SEMO), Forbes (FS), Newell (Kan), Trott (JS), Smith (MIS), Wyatt (Ill); **100 (special)**—Roberson (FS) 10.53, Jones (Tex), Glance (Aub), Wiley (Kan), McFarland (CHTC); **400 (special)**—Smith (Aub) 45.31, Udo (Mis), Wagner (Kan), Davis (Cin), Carr (Dr), McNees (Ind), Washington (KaS), Hatchett (Tex); **800 (special)**—Wilson (Okla) 1:46.01, Boit (PCC), Wohlhuter (CHTC), Marsh (BS), Prince (KaS); **MILE RUN** (special)—O'Shaughnessy (Ark) 4:00.22, Clark (Ark), Lundberg (CHTC), Rafferty (SMTCC); **1500**—Myers (IoS) 3:47.31, Kemei (WTS), Virgin (Ill), Absten (Aub), Whitaker (Neb), Miner (Dr); **5,000 (special)**—Rose (MDTC) 13:27.20, Gregorio (CoTC), Plascencia (Minn), Melanxon (NYAC), Kramer (Car), Fischer (CHTC); **10,000**—Gregorio (CoTC) 28:48.86, Treacy (Pro), Rojas (CoTC), Vigil (CoTC), Hunter (unatt), Johnson (Wis); **MARATHON**—Jones (unatt) 2:23.49, McDonald (unatt), Klucker (CHTC), Mortenson (unatt), Samore (unatt), Amundson (unatt); **110-HH**—Walker (Aub) 13.79, Williams (Okla), Davenport (SBR), Obasogie (Mis), Roberson (FS), Duncan (Bay); **400-IH**—Byram (Okla) 50.52, Murei (Wis), Baker (TAM), Roberts (OSt), Neely (MIS), Kennedy (Ar); **3000-M STEEPLE**—Marsh (BY) 8:31.02, Staynings (WK), Harmon (Mis), Miebe (Wis), Mason (Kan).

HJ—Page (MI) 7-3, Allard (Dr), Kuehl (IoS), Winberly (Bayer), Ruelb (Pur), Thornton (NEM); **LJ**—Ehizuelen (Ill) 26-6½, Rock (SI), Pinnick (Ils), Easley (Aub), Whitaker (Mis), Pate (In); **PV**—Butler (JS) 17-0, Blair (TAM), Barry (BY), Laz (Ill), Broek (Io), Hunter (SI); **SP**—Pauletto (CM) 62-6½, Braun (Wis), Moore (Mis), Podreba (Kan), Marks (SI), Lou (Ill); **SP (special)**—Wilkins (PCC) 65-10, A. Feuerbach (PCC), Anderson (unatt), Bilder (CHTC), Bedin (NCS); **DISC**—Burns (Okla) 196-4, Bryson (ENM), Gray (SMU), Stewart (TAM), Edwards (EI), Miller (EI); **JAV**—Roggy (SI) 259-2, Sorchik (Neb), Eppley (AF), Perbeck (KaS), Morse (Kan), Stivers (EI); **HAM**—Duffalo (CoS) 188-9, Neugent (OC), Holler (NI), Podolski (SI), Vetica (C), Sloan (Ill); **TJ**—Ehizuelen (Ill) 54-11¾, Martin (IIS), Perryman (Ill), Pratt (MaS), Brown (Bra), Stoddard (Wis).

UNIVERSITY RELAYS—**440**—Southern Ill. (Lively, Bigelow, Rock, Kee) 40.6, Oklahoma, Jackson St., Texas Christian, NE Louisiana, Michigan St.; **880**—Auburn (Lewter, Walker, Smith, Glance) 1:22.93, Texas, Kansas, Oklahoma, NE Louisiana, Michigan St.; **MILE**—Texas (Spence, Nelson, Clayborn, Jones) 3:08.17, Jackson St., Nebraska, Southern Ill., Oklahoma St.; **2-MILE**—Oklahoma (Rohde, Swartout, Ramsey, Dahl) 7:22.27, Bowling Green, Illinois, Nebraska, Wisconsin, Baylor; **SPRINT MEDLEY**—Oklahoma (Snoddy, Garrison, Dahl, Wilson) 3:18.25, Baylor, Jackson St., Purdue, Indiana, Kansas St.; **DISTANCE MEDLEY**—Arkansas (Aspel, Stephens, Clark, O'Shaughnessy) 9:39.46, Michigan St., Illinois, Bowling Green, Wisconsin, Iowa.

COLLEGE RELAYS—**440**—Southern (Henderson, Fordham, Johnson, August) 40.62, Western Ill., SE Missouri, Lincoln, South Dakota, Northern Iowa; **440 (Iowa College)**—William Penn (Mosch, Ginn, Jersey, Goerss) 42.49, Westmar, Iowa Wesleyan, Morningside, Graceland, Northwestern; **880**—Southern (Henderson, Fordham, Johnson,

August) 1:24.83, SE Missouri, Lincoln, NE Missouri, Mankato St., Moorhead St.; **MILE**—Southern (Johnson, Epps, Hall, August) 3:09.11, Prairie View, Eastern Ill., Western Ill., SE Missouri, Ill.-Chicago Circle; **MILE (Iowa College)**—William Penn (Gersch, Allen, Nymeyer, Hussey) 3:20.69, Westmar, Northwestern, Buena Vista, Morningside, Graceland; **2-MILE**—Okla. Christian (Smith, Becher, Tatum, Long) 7:26.64, Neb.-Omaha, Prairie View, Northern Iowa, NE Missouri, SE Missouri; **SPRINT MEDLEY**—NE Missouri (Powell, Bridges, Lausue, Futrell) 3:19.75, Northern, Prairie View, Lincoln, Mankato St., Western Ill.; **DISTANCE MEDLEY**—Neb.-Omaha (Jones, Purdy, Hill, Erickson) 9:51.53, Okla. Christian, Kansas St., Wheaton, Northern Iowa, Winona St.

UNIVERSITY-COLLEGE RELAYS—**480 SHUTTLE HURDLE**—Missouri (Lavitt, Hicks, Page, Obasogie) 57.40, Minnesota, Air Force; **4-MILE**—Illinois (Fritz, Eicken, Virgin, Jirell) 16:19.81, Providence, Drake, Texas, Wisconsin, Kansas St.

1978 Meet: April 28-29.

Kansas Relays

TEAMS—Adams St., Alabama, Allen County, Arkansas, Arkansas St., Austin Peay, Bethel, Bowling Green, Central Mo., Chicago TC, Colorado, Colorado St., Colorado TC, Columbia TC, Denver TC, Doane, Drake, Florida TC, Fort Hays St., Iowa State, Kansas, Kansas St., Lincoln, Mankato St., McPherson, Club Midwest, Minnesota, Missouri, Nebraska, Neb.-Omaha, New Mexico, New Mexico JC, NE Missouri, Northern Iowa, NW Missouri, Oklahoma, Okla. Christian, Oklahoma St., Ouachita Baptist, School of Ozarks, Pittsburg St., Plains TC, Scarborough Optimist, South Dakota, South Dakota St., Southern Ill., Southern Ill.-Edwardsville, SW Missouri, Texas, Texas Christian, Washington, Wayland Baptist, Western Ill., Westminster, Wichita St., Wis.-LaCrosse, Wyoming.

100—Kee (SI) 10.27, Kelly (OK), Jessie (Oz), Frazier (Min), Hunt (AdS), Ofili (Mis); **100 (open)**—Wiley (Kan) 10.21, Williams (AP), Preston (ArS), Garrison (Ok), Newell (Kan); **200 (open)**—Wiley (Kan) 20.44, Preston (ArS), Ofili (Mis), Blucher (Kan), Williams (AP); **400 (open)**—Udo (Mis) 45.77, Wagner (Kan), Erickson (CHTC), Dramiga (NM), Taruru (Wyo), Carr (Dr); **1500**—Hageman (WS) 3:48.6, McMillen (AdS), Plascencia (Minn), Hamilton (Mis), Metzler (Min), Prasuhn (SWM); **1500 (open)**—Hanson (WL) 3:51.47, Brown (AdS), Yannier (SIE), Clark (Mis), Grains (CS), Story (OC); **MILE (open)**—Slack (ChTC) 4:03.0, Foster (FTC), Lundberg (CHTC), Clark (CHTC), Manke (OS), Craig (SB); **5000 (open)**—Bjorklund (CHTC) 13:55.7, McLeod (PS), Spilsbury (Colo), Humsaker (Colo), Wellerding (unatt), Ortega (NM); **10,000**—Butler (NM) 29:10.1, Ortega (NM), Beesley (KS), Clear (CM) Kreutz (MaS), Segura (NM); **110-HH**—Taylor (ArS) 13.83, Williams (Ok), Kelley (OS), Fogarty (AP), Smith (Ok), Lightfoot (WB); **400-IH**—Byram (Ok) 51.48, Scott (Ar), Nelson (T), Little (Kan), Roberts (OS), Combs (KS); **3000-M STEEPLE** Bishop (Ok) 9:00.8, O'Donnell (Min), Reese (Mis), Cookshaw (MaS), Alseike (CS), Loman (IS); **3000-M STEEPLE (open)**—Koros (NM) 8:34.4, Donn (unatt), Roscoe (Kan), Weeks (ColoTC), Manley (DTC), Harman (Mis); **MARATHON**—Busby (CM) 2:23.01, Heimkamp (ColoTC), Jackson (CM), Grula (unatt), Hendricks (PTC), Fels (Westm).

HJ—Allard (Dr) 7-2¼, Page (Mis), Rainbolt (Kan), Bray (AC); **LJ**—Reardon (Kan) 25-6, Rock (SI), Whitaker (Mis), Maryott (SD), Harris (SDS), Agbebaqu (NM); **PV**—Scalles (Kan) 16-6, Colvas (AP), West (Al); **PV (open)**—Bell (ArS) 17-5, Scalles (Kan), tie among Nielsen (CHTC), Johnson (SI) and West (Al); **SP**—Gross (AdS) 62-5¼, England (Al), Buchanan (Al), Crain (Al), Moore (Mis), Podrebaac (Kan); **DISC**—Burns (Colo) 187-10, Gross (AdS), Kunz (Neb), Bryson (ENM), Gerlinger (NI), Martin (Al); **JAV**—Blythe (Al) 268-11¼, Sorchik (Neb), Stancilift (Kan), Perbeck (KS), Morse (Kan), Lyons (T); **TJ**—Agbebaqu (NMJC) 52-10, Lorraway (SI), Pratt (MaS), Parrette (KS), Bernhard (NM).

UNIVERSITY RELAYS—**440**—Oklahoma (Kelley, Arnaud, Snoddy, Garrison) 3:28.82, Texas, Kansas, Arkansas St., Texas Christian, Southern Ill.; **880**—Oklahoma (Kelley, Pleasant, Arnaud, Jones) 3:03.67, Oklahoma, Southern Ill., Kansas, Arkansas, Missouri; **2-MILE**—New Mexico (Romero, Quade, Baker, Solomon, Kipkrang) 7:23.9, Bowling Green, Nebraska, Oklahoma, Washington, Kansas St.; **4-MILE**—Arkansas (Baker, Aspel, Clark, O'Shaughnessy) 16:19.4, Texas, Bowling Green, Drake, Washington, Iowa State, Nebraska, Kansas; **DISTANCE MEDLEY**—Arkansas (Aspel, Wilson) 3:18.3, New Mexico, Southern Ill., Kansas St., Nebraska, Kansas St., Oklahoma, Kansas.

COLLEGE RELAYS—**440**—Western Ill. (SaFrankisk, Edmond, Wall, Pickett) 41.65, Lincoln, Adams St., School of Ozarks, Mankato St., South Dakota St.; **MILE**—NE Missouri (Lausue, Reed, Bridges, Futrell) 3:16.8, Okla. Christian, Lincoln, Adams St., Western Ill., Mankato St.; **SPRINT MEDLEY**—NE Missouri (Powell, Bridges, Lausue, Futrell) 3:26.4, Northern Iowa, Bethel, Fort Hays, McPherson, Doane; **DISTANCE MEDLEY**—Okla. Christian (Strangeland, Long, Tatum, Wolfe) 9:54.1, Neb.-Omaha, Adams St., Pittsburg St., Mankato St., Wis.-LaCrosse.

83rd Penn Relays

TEAMS—Adelphi, Allegheny, Arizona St., Army, Atlantic Coast Club, Backus TC, Baldwin-Wallace, Baptist, Beverly Hills Striders, Bloomsburg, Bohaa, Boston U., Brooklyn, Bronx CC, Brown, Bruce TC, Bucknell, C.W. Post, Cal.-Irvine, Catholic, Charlottsville TC, Chicago TC, Clemson, Columbia, Connecticut, Cornell, DC Striders, Dartmouth, Delaware, Delaware St., Desert Oasis TC, Drexel, Duke, East Stroudsburg, East Tennessee St., Eastern Mich., Edinboro St., Essex, Fairleigh Dickinson, Farmingdale CC, Federal City, Fisk, Florida, Florida Athletic Attic,

Florida St., Florida TC, Fordham, Frank, & Marsh., Georgetown, Georgia St., Gettysburg, Glassboro St., Greater Boston TC, Hagerstown, Hampton Inst., Harvard, Houston, Howard, Indiana, Jersey City CC, Johns Hopkins, Kent St., Kentucky St., Knoxville TC, Kutztown, Lafayette, LaSalle, Lehigh, Lincoln, Louisiana St., Madison, Manhattan, Manhattan CC, Maryland, Massachusetts, Merchant Marine, Michigan, Millersville, Morgan St., Mot, Mt. St. Mary's, Navy, New Hampshire, New York AC, New York AC, New York AC, Quantico Marines, Rutgers, St. John's, St. Joseph's, St. Peter's, Santa Monica TC, Seton Hall, Shippensburg, Shore AC, South Carolina, Southern Connecticut, Stockton St., Suffolk, Syracuse, Temple, Tennessee, Texas-El Paso, Tobias Striders, Toledo, Toronto, Towson St., Trenton St., Tufts, Villanova, Virginia, Virginia St., Virginia Tech, Wagner, Washington (Mo.), Waters, West Chester, West Virginia, Westerly TC, Western Mich., Widener, William & Mary, Wyoming, Yale, York.

100—Johnson (Mott) 10.57, Dill (SH), Hodge (MorjS), Keys (NorfS), Thomas (SCar); **100 (special)**—Riddick (PP) 10.31, Williams (FTC), Quarrre (ToB5), McCullough (PP), Robinson (PP); **MILE**—Waigwa (UTEp) 3:53.8, Scott (C-Irv), Foster (FAA), Speirs (NYAC), Cummings (TbS), **5000**—Stemmer (PeS) 13:52.4, Crane (OS), Flora (NE), Quinn (Mas), Donakowski (Kic); **5000 (special)**—Roche (NYAC) 14:01.1, Martin (DCS), Bryant (SMTC), Mearns (CharTC), McGuire (NYAC); **10,000 (open)**—Altiz (Ar) 28:44.4, Thomas (GBTC), McGrail (Mas), Addison (KTC), Maguire (PP); **110-HH**—Robertson (Mar) 13.89, Ge, Bur (AS), Myatt (SH), Chesley (Mar), Blackshear (SH); **400-H**—Walker (AS) 50.64, Clark (Ad), Barriffe (Flor), Isaiak (Hic), Escallier (Bro); **3000-M STEEPL**—Bickford (NE) 8:33.6, Baden (PeS), Lewis (WMIc), Heck (Colu), Meyer (Mic); **MARATHON**—Stevenson (Nav) 2:21.13, Patterson (ShAC), Lowan (Del), Trayer (ReAA), Nojeim (Cor).

HJ—Arney (AS) 7-4, tie Melly (Mar) and Allen (Colu), Sandland (OS), Wilson (SCar); **HJ (special)**—Stones (DOTC) 7-4½, Fern (ACC), Jankunis (NYAC), Embree (ACC), tie Lennox (PP) and Horne (PP); **LJ**—Jackson (AS) 25-7½, Ogunefeyim (OU), Davenport (Mar), Ivory (Mar), Holmes (Ten); **PV**—Haynie (AS) 17-0¼, Wodder (Ten), Turley (Mar), Keller (OS), Hartley (Rd), SP—Dyka (Mar) 59-10½, Hannah (NCS), Otrando (NE), DuPont (NE), Sinnott (Bro); **DISC**—Pushkin (AS) 185-5, Columbus (Clem), McMahen (Ten), Hersh (Mar), Genther (Ten); **JAV**—Kirby (Mar) 257-2, McIntosh (Flo), Ralph (Clem), Thomas (Tem), Mirabelli (TrenS); **JAV (special)**—Reiss (BruTC) 261-5, Andrews (BruTC), Geraci (BruTC), Johnson (BruTC), Petite (GBTC); **HAM**—Berry (UTEp) 211-2, Johnston (NE), Wiener (Arm), Silverio (Man), Leishman (Arm); **TJ**—Jordan (Ten) 53-5¼, Ivory (Mar), Chambers (NE), Egwu (How), Peters (Essex); **DECATH**—Samara (NYAC) 7:57.7, Stebbins (MSM), Schneider (SJohn), Morey (Pen), Kowal (Edin).

RELAYS—**400**—Arizona St. (Williams, Darden, Gary Bur, Frazier) 39.57, Tennessee, Michigan, Rice, Pennsylvania; **800**—Arizona St. (Gary Bur, Darden, Gerald Bur, Frazier) 1:21.4, Tennessee, Houston, Maryland, Norfolk St.; **1600**—Arizona St. (McKenzie, Gerald Bur, Darden, Frazier) 3:01.9, Villanova, Adelphi, Tennessee, Rice; **1600 (special)**—D.C. Striders (Musgrove, Sowerby, Williams, Vinson) 3:05.4, Philadelphia Pioneers, New York Pioneers, Bohaa, Concerned Athletes in Action; **3200**—Villanova (Fallon, Takacs, Kane, Belger) 7:16.3, Manhattan, Tennessee, Michigan, Fordham; **6000**—Tennessee (Wright, Young, James, Lapp) 15:09.4, Penn State, Villanova, Army, Princeton; **SPRINT MEDLEY**—Villanova (Dale, Brown, Harbour, Belger) 3:15.3, Essex, Adelphi, Pennsylvania, Navy; **SPRINT MEDLEY (special)**—D.C. Striders (Vinson, Musgrove, Sowerby, Robinson) 3:18.8, New York Pioneers, Bohaa, Shore A.C., Philadelphia A.C.; **DISTANCE MEDLEY**—Villanova (Takacs, Bogue, Belger, Kane) 9:28.5, Tennessee, Manhattan, Florida, Michigan; **DISTANCE MEDLEY (special)**—New York A.C. (Martin, Schwab, Speirs, Schappert) 9:39.4, D.C. Striders, Philadelphia Pioneers, Greater Boston T. C., Shore A.C.; **SHUTTLE HURDLE**—Tennessee (Fritz, Darcus, Moore, Johnson) 56.1, Seton Hall, Michigan.

1978 Meet: April 28-29.

50th Texas Relays

TEAMS—Abilene Christian, Ambassador, Angelo St., Arizona, Arizona St., Arkansas, Arkansas St., Baylor, Bishop, Brigham Young, Colorado, Cornell, Drake, Eastern New Mexico, Grambling, Houston, Houston Baptist, Howard, Howard Payne, Hurricane Track Club, Iowa State, Jackson St., Kansas St., Kansas, Louisiana Tech, Lamar, Louisiana St., Lubbock Christian, McNeese St., Minnesota, Mississippi St., Missouri, Nebraska, Neb.-Omaha, New Mexico, NE Louisiana, NE Missouri, NW Louisiana, North Texas St., Oklahoma, Okla. Christian, Oklahoma St., Pan American, Prairie View, Purdue, Rice, Sam Houston, Southern Methodist, Southern (New Orleans), Southern (Baton Rouge), SE Louisiana, SW Christian, SW Texas, SW Missouri, SW Louisiana, Tarleton, Texas A&I, Texas A&M, Texas Christian, Texas Southern, Texas Tech, Texas, Texas-El Paso, Texas-Arlington, Wayland Baptist, Western Ill., Westminster (Mo.), West Texas St., Wichita St., Wiley, Wisconsin, Wis.-LaPlatteville.

100—Woods (G) 10.11, Turner (AnS), Scott (LS), Trott (JS), Bell (Lam), Derrett (R); **100 (open)**—Jones (Te) 9.85, Collins (HTC), Wiley (K), Garrison (OK), Zimpson (HTC), Preston (ArkS); **1500**—Hageman (WS) 3:51.77, Mason (Te), Whitaker (Neb), Strom (PA), Vernon (Ok), Andrews (OKS); **MILE (open)**—P. Craig (Te) 4:01.17, Manke (unatt), Smith (unatt), J. Craig (unatt), Meyers (IS), Stewart (Unatt); **5000**—Vernon (Ok) 14:00.57, Sirma (TEP), Novelli (R), O'Callaghan (McS), Ortega (NM), Butler (NM); **110-HH**—Burl (AriS) 13.75, Davenport (SBR), Walker (AriS), Ford (LT), Baker (TAM), Taylor (ArkS); **400-H**—Walker (AriS) 49.90, Byram (Ok), Stagg (Lam), Baker (TAM), Murei

(Wis), James (R); **3000-M STEEPL (open)**—Marsh (BY) 8:27.7, Koroso (NM), Wadhne (BY), Kebrino (ENM), Thompson (Hou), Christensen (WS).

HJ—Page (Mis) 7-3, tie among Jay (TEP), Arney (AriS) and Wimberly (Bay), Ruebel (Pur), Rainbolt (K); **LJ**—Asare (TEP) 25-10½, Pleasant (Ok), Laniyan (TEP), Williams (AC), Agbebaaku (NMJC), Whitaker (Mis); **PV**—Bell (ArkS) 17-8, Brown (El Camano JC), Barry (BY), Barrier (NWL), Vahlstrom (TEP); **SP**—Coffman (Hou) 60-8½, Podrebrac (K), Nilsson (BY), Braun (Wis), Cosby (HP), Moore (Mis); **DISC**—Walvik (TEP) 191-9, Gardenkrans (BY), Burns (Col), Baughman (Hou), Bryson (ENM), Stewart (TAM); **JAV**—George (BY) 270-3, Sorchik (Neb), Morris (MC), Lyons (Te), Moulder (Bri), McConnell (LS); **TJ**—Hutchins (TEP) 53-9, Pomoney (Ta), Caldwell (Hou), Grimes (TEP), Parrette (KS), Hawkins (SWC).

UNIVERSITY RELAYS—**440**—Oklahoma (Kelley, Arnaud, Snoddy, Garrison) 39.99, Texas, Grambling, Jackson St., Cornell, Arkansas; **800**—Arizona St. (Gary Bur, Darden, Gerald Bur, Frazier) 1:21.66, Texas A&M, Texas, Kansas, Grambling, Southern (BR); **MILE**—Arizona St. (McKinzie, Gerald Bur, Darden, Frazier) 3:02.8, Texas Southern, Texas, Howard, Southern (BR), Baylor; **2-MILE**—Neb.-Omaha (Erickson, Groh, Jones), Hill 7:28.03, Texas, NE Missouri, Okla. Christian, Prairie View, Westminster; **2-MILE (special)**—New Mexico (Ramiro, Dramaga, Solomon, Kipkurgat) 7:22.04, Baylor, Oklahoma, Nebraska, Texas A&M, Kansas St.; **4-MILE**—Texas-El Paso (Onagawa, Zugma, Munyala, Waigwa) 16:26.42, Arizona, Kansas St., Brigham Young, Drake, Arkansas; **SPRINT MEDLEY**—Oklahoma (Snoddy, Garrison, Dahl, Wilson) 3:16.6, Texas Southern, Baylor, Kansas, Howard, Southern (BR); **DISTANCE MEDLEY**—Arkansas (Aspel, Washington, Clark, O'Shaughnessy) 9:31.81, Texas-El Paso, Wisconsin, Arizona, Minnesota, Drake.

West Coast Relays

SCORING (College Division)—Long Beach St. 68½, Fresno St. 36, Hayward St. 34, Idaho St. 33, San Diego St. 21, Cal Poly SLO 20, Cal Poly Pomona 19, Cal.-Irvine 17, Northridge St. 15, Los Angeles St. 11, Nev.-Reno 11, Nev.-Las Vegas 8, Sacramento St. 7½, Cal.-Santa Barbara 5, Chico St. 4, Northern Ariz. 4, Cal Lutheran 2, Stanislaus St. 1. **OTHER TEAMS**—All American TC, Arkansas St., Army, Athletes In Action, Bay Area Striders, Brigham Young, California, Cal International, Fresno Pacific, Humboldt St., Inner City TC, Jamal Toads, Long Beach CC, Maccabi Union, New York AC, Oregon St., Pacific Coast Club, San Jose Stars, San Jose St., Santa Rosa, Southern Cal, Stanford, Tobias Striders, UCLA, Utah State, Washington, West Valley TC.

100—Amarteifio (IS) 10.5, McIntyre (NR), Lewis (NR), Clark (HaS), Simmons (HaS), County (LBS); **100 (open)**—Edwards (SC) 10.38, J. Anrews (SC), Williams (TS), Jordan (OS), Pettus (BAS), Hampton (UCLA); **400 (open)**—Campbell (FS) 46.27, West (BAS), Lloyd (CPS), Brown (MU), Byrd (Oler); **800 (open)**—Robinson (ICTC) 1:47.79, Enyeart (US), Donohue (SDS), Niedherhaus (UCLA), Brown (TS), Huffman (MU); **MILE (open)**—Scott (Clr) 3:59.55, Kumm (OS), Aldridge (SR), Duffy (C), Caldwell (AIA), Richardson (StS); **5000**—Ramirez (FS) 14:18.6, McConnell (LBS), Koningh (Clr), Heath (IS); **5000 (open)**—Lux (JT) 13:58.88, Hart (BY), Wysocki (NR), Romesser (FP), Simonian (UCLA), Waugh (NA); **120-HH**—Carley (FS) 14.33, Hart (LAS), White (LBS), Gregory (Cl), Peterson (LBS), Savage (NA); **120-HH (open)**—Foster (UCLA) 13.54, Cooper (SJStat), Owens (UCLA), Florant (C), Gaines (Wa), Hart (LAS); **440-H**—Sheffield (SDS) 52.67, Bartlett (CPS), Williams (CPS), Johnson (NS), Nelson (StS); **440-H (open)**—King (MU) 51.03, Williams (TS), Whitney (TS), Fisher (MU), Finley (SJStat); **3000-M STEEPL (open)**—Trapp (NA) 8:46.15, St. John (SDS), Blume (C), Innes (HuS), Brooks (unatt), Schultz (C).

HJ—Owens (CPP) 6-10, Miles (LBS), tie Haber (HaS) and LaRusch (LBS), Weeks (CL); **HJ (open)**—Kotinek (PCC) 7-0, tie Brown (AATC) and Haber (HaS), Meisler (UCLA), Friday (WVTC); **LJ**—Wamble (HaS) 24-½, Magee (LBS), Wilson (IS), Buys (NA), Haynes (NS); **LJ (open)**—Lofton (St) 25-6½, Doubles (SC), Whitney (Clm), Thomas (AATC), Carter (Arm); **PV**—Robinson (HaS) 16-6, Olsen (HaS), Russell (CSB), Lawry (LBS), Ferguson (LAS); **PV (open)**—Ripple (CPP) 17-6, Baird (LBS), tie Bell (Ari) and Hardison (AIA), Sabatino (Clr); **SP**—Beauchy (SDS) 57-8, Gordien (CPP), Gorbet (SaS), McNaughton (FS), Carr (CPP), Baxter (LAS); **SP (open)**—Feuerbach (PCC) 67-½, Shmock (TS), Albritton (St), Weeks (unatt), Budinich (MU), Niedhart (MU); **DISC**—Sutherland (LAS) 181-10, Gordien (CPP), Endler (FS), Alexander (SDS), Engle (LBS), Binley (Clr); **DISC (open)**—Powell (SJStat) 201-9, Weeks (unatt), Stadel (TS), Plucknett (TS), Overton (C), Sutherland (LAS); **JAV**—Packer (SDS) 231-4, Mikaelsson (NR), Morley (FS), Nugent (CPP), Myers (CS); **JAV (open)**—Gould (MU) 255-6, Kennedy (SBJStat), Koch (unatt), Omphrey (TS), Stewart (MU); **HAM**—Blankenship (WATC) 188-1, Sawyer (HaS), Smith (CS), Mizuki (SaS), Edwins (CL); **HAM (open)**—Gage (NYAC) 212-0, McKenzie (WVTC), Araro (MU), Congi (SJStat), Fuller (LBS); **TJ**—McGee (LBS) 50-10, Scott (LBS), Valentine (LBS), Smith (CPP), LeGrande (HaS); **TJ (open)**—Banks (UCLA) 53-6½, Livers (SJStat), Marlow (WVTC), Dupree (unatt), Butts (TS).

RELAYS—**440**—Fresno St. (Thompson, Johnson, Carley, Campbell) 40.6, Long Beach St., Idaho St., Hayward St., tie San Diego St. and Stanislaus St.; **440 (open)**—Tobias Striders (Williams, Brown, Quarrre, Abrahams) 39.75, UCLA, California, Maccabi Union, San Jose State; **MILE**—Long Beach St. (Taylor, Lizardy, Beasley, Saunders) 3:12.9, Idaho St., Cal Poly SLO, Fresno St., Stanislaus St.; **MILE (open)**—Southern Cal (Connors, Johnson, J. Andrews, T. Andrews) 3:08.35, Maccabi Union, UCLA, Army, Oregon St.; **2-MILE (open)**—California (Berry, Brown, Clifford) 7:30.8, Northridge St., Stanford, Long Beach St., Cal Poly SLO; **DISTANCE MEDLEY**—Cal.-Irvine (Groul, Qualls, Serna, Scott) 9:45.8, Idaho St., Long Beach St., Nev.-Las Vegas, Northern Arizona, Los Angeles St.

Kenyan Cougars Spearhead Narrow Title Victory Over Favored Miners

By **BOB FACHET**

Sports Writer, The Washington (D.C.) Post

The University of Texas-El Paso's reign over the National Collegiate Indoor Track and Field Championships, born in the jubilation of a one-point victory in 1974, died in the agony of a half-point defeat in 1977.

Washington State amassed 2½ points in the 13th edition at Detroit's Cobo Hall, half a loaf more than the favored Miners.

The East's perennial challenger, Villanova, finished third with 21 points.

Ironically, UTEP's finest moment of the two-day meet also served as its funeral. While Wilson Waigwa was sprinting to snap the mile tape in 3:58.97, Kenyan countryman Henry Rono was carrying the maroon and gray of Washington State to a third-place finish.

THOSE THREE POINTS WERE enough to assure the Cougars' first NCAA title, providing sufficient cushion to offset the expected high jump triumph by UTEP's Greg Joy.

Rono, a 25-year-old freshman from the Kipecho Keino country of Kenya's Rift Valley, was earning those valuable points just one hour after capturing the two-mile run in the meet-record time of 8:24.83. It seemed that Rono might have been unwise in sprinting for a record, since runner-up Tony Staynings of Western Kentucky was far back, but Rono proved that his stamina is virtually unlimited. In November, the 5-7, 140-pounder had been an unchallenged winner of the NCAA cross country title.

Two other Kenyans recommended to Washington State coach John Chaplin by Keino, junior Josh Kimeto and sophomore Samson Kimombwa, also contributed valuable points to the Cougars' championship. Kimeto, the pacesetter for Rono through the first mile in 4:14.8, eventually placed third in the two mile. Kimombwa, the leader through much of the three-mile run on Friday, finished second to Mexican Luis Hernandez of Brigham Young.

While the Kenyans accepted their achievements stoically, another Cougar proved most demonstrative. Freshman Ian Campbell of Australia, bounding 54-3 on his third attempt in the triple jump, leaped ecstatically from the pit and embraced all who were within range of his excitement.

A HALF-POINT victory spotlights many heroes. One Cougar, Paul Buxton of Great Britain, hardly could have been known at 10:30 Friday morning, at Bowen Fieldhouse in Ypsilanti, the importance that would attach to his fourth-place finish in the 35-pound weight throwing competition.

The last of Washington State's point producers, little

Brian Worden cleared 17 feet in the pole vault for the first time in competition Friday and thus earned a spot in Saturday's seven-man final. Unable to match that effort, Worden nevertheless went high enough, 16-6, to share fourth place with Tad Scales of Kansas; and his 1½-point contribution was just enough to assure a victory party.

Worden was the only American to score for Washington State, and the abundance of foreign medal winners reopened that old wound suffered by U.S. coaches who lack imports from abroad. Oddly, the first major outcry came in 1974, the year Texas-El Paso began its victory string with a one-point decision over Colorado. That time, foreigners won seven of 15 individual events; this year their total achieved a majority, nine.

Waigwa, Rono and Hernandez continued the foreign domination of distance events. In the last four years, only miler Tony Waldrop of North Carolina, in 1974, has been a genuine all-America distance champion.

ALL THREE MEET RECORDS were produced by foreign athletes. Besides Rono, who clipped more than six seconds off the two-mile mark of Western Kentucky's Nick Rose, Canada's Joy boosted the high jump standard to 7-3¼; and UTEP's all-Kenyan distance-medley relay quartet was clocked in 9:43.11, bettering Manhattan's 1973 mark.

Actually, Nat Page of Missouri will share the high jump record with Joy; but the Olympic silver medalist was the winner on the basis of fewer misses. Joy also was the champion in 1975, then Dwight Stones of Long Beach State prevailed last year at 7-3.

James Munyala, UTEP's anchor man, overhauled Villanova's Phil Kane on the final turn of the distance-medley to virtually destroy the Wildcats' once bright hopes for the team title. Kane looked back several times on the final lap, then he didn't need to bother, for Munyala had sailed past. A key factor in UTEP's triumph was the 2:56.0 three-quarter mile leg by Frank Munene. Fred Ongaga ran the half, Paul Njoroge the quarter.

AFTER FOREIGN ATHLETES HAD won the first four events, an American finally broke through. His name? England. That was Gary England of Alabama, whose toss of 63-¾ was the shortest to win the shot put since 1968.

Before England proved there always will be an American winner, championships were spread among representatives of Canada, Mexico, Nigeria and Australia.

Scott Neilson of Washington, the NCAA hammer champion in 1976, heaved the 35-pound weight 68-10½ to settle the meet's first title. The Canadian also proved a lift to neighboring Washington State's team challenge, because he unseated defender Emmitt Berry of Texas-El Paso, who earned third place by only five inches over Buxton.

Hernandez became the second winner in the four years that the three-mile run has been contested at Cobo. In the three previous races, graduated John Ngeno of Washington State was always the first to the tape.

CHARLTON EHIZUELEN, Illinois' superb horizontal jumper from Nigeria, joined UTEP's distance-medley quartet as successful defenders by capturing the long jump at 25-8¾. Ehizuelen then placed third behind Campbell in the triple jump, an event in which the competitors were hampered by a rule preventing them from beginning their runs on the banked track in Cobo Hall.

Don Baird of Long Beach State ended Earl Bell's two-year reign of the pole vault, winning on fewer misses at 17-4. Both the balding Australian and the favored Arkansas Sater passed at 17-8 and failed at a meet-record 18-1.

Bell lost because of an early miss at 17-¼.


Michael Solomon, who represented Trinidad and Tobago in the 1976 Olympics, matched Rono and Ehizuelen in collecting gold and bronze medals. The New Mexico senior held off Adelphi's Kevin Price to win the 600 in 1:10.0, after placing third in the 440.

Willie Smith of Auburn captured the quarter in 48.28, one-tenth of a second in front of Howard's Richard Massey, the winner of the second section.

There were two big surprises on the straightaway, as a couple of long-forgotten guys named Greg and Jeff carried off championships that seemed reserved for others.

Greg Edmond of Houston, a Texas high school phenom who gave up running in 1974

Bob Facet covers ice hockey and track and field for The Washington Post, noting that the two assignments can produce tight travel schedules during the overlapping season of January to May.



As a perfect example, he cites one spring's Stanley Cup-IC4A agenda that had him in Buffalo for hockey on Thursday, at Williamsburg, Va., for track on Friday and Saturday and into Philadelphia for more hockey action on Sunday.

Facet claims he got lucky one year while covering the NCAA indoor championships at Cobo Hall in Detroit. The Washington Capitals just happened to be playing at nearby Olympia Stadium.

because of disillusionment, was persuaded to resume training this year by Cougar coach Tom Tellez; and it proved a satisfying decision. Edmond captured the 60-yard dash in an amazing 6.12, leaving Olympic gold medalist and defending champion Harvey Gance of Auburn soundly beaten in 6.18.

Jeff Lee of Nebraska, whose lengthy absence from track following knee surgery approached the three-year hiatus of Edmond, upset outdoor hurdles king Dedy Cooper of San Jose State in the 60-yard barrier event. Lee, a junior football player, hadn't hurdled since his senior year at Racine, Wis., High School; and Track and Field News labeled him "an obscure unknown." But he followed up his Big Eight hurdles sweep with a 7.17 clocking at Cobo. Cooper, closing fast, came up a hundredth of a second shy.

Kelley Marsh of Ball State wasn't a household name, either; but he woke up a lot of people with a runaway 2:07.89 success in the 1,000. It was only the second trip over boards for the freshman whose effort ended Villanova's championship dreams, the Wildcats' Don Paige placing second by almost 15 yards.

Mark Belger was Villanova's only winner, taking the 880 in 1:49.17. Belger, the 1,000 king in 1976, ran away from Mark Eneyart of Utah State, the man whose closing lunge at Eugene had cost Belger an Olympic 800-meter berth.

Randy Wilson's 1:50.3 anchor half mile enabled Oklahoma to overcome Illinois' lead and win the two-mile relay in 7:30.96. An excellent 1:50.1 third leg by Jeff Jirel was the high point for the Illini quartet.

Massey, the split-section victim of the 440 on Friday, suffered through a not-so-instant replay the next afternoon. Massey charged through the anchor quarter of the mile relay in 47.9 to run down Villanova's Tim Dale.

But Kansas, led by Cliff Wiley's third leg of 47.8, took the second heat in 3:15.61, and Howard was shunted to second in the overall standing.

13th NCAA Indoor Championships

SCORING—Washington St. 25½, Tex.-El Paso 25, Villanova 21, Illinois 16, Kansas 12½, Alabama 10, Auburn 10, Oklahoma 10, New Mexico 9, Howard 8, Nebraska 8, Brigham Young 7, Washington 7, Adelphi 7, Houston 6, Ball State 6, Long Beach St. 6, Missouri 6, Southern Ill. 6, North Carolina St. 5, Arkansas 4, Arkansas St. 4, San Jose St. 4, Southern Conn. 4, Stanford 4, Utah State 4, Western Ky. 4, Fisk 3, Florida St. 3, Georgia 3, Maryland 3, Northeastern 3, Penn State 3, West Texas St. 3, Army 2, Bucknell 2, Cal.-Irvine 2, Columbia 2, Florida 2, Iowa 2, Michigan St. 2, Middle Tenn. 2, SE Louisiana 2, Dartmouth 1, Indiana 1, Iowa State 1, Jackson St. 1, Murray St. 1, NE Missouri 1, Ohio 1, Purdue 1, Rutgers 1, Wisconsin 1.

60—Edmond (Hou) 6.12, Gance (Au), Wiley (K), Garrison (Ok), Smith (MiS); **440**—Smith (Au) 48.28, Massey (How), Solomon (NM), Udo (Mis), Price (Ad); **600**—Solomon (NM) 1:10.01, Price (Ad), Wilson (Ft), Wagner (K), Hughes (In); **880**—Belger (V) 1:49.17, Eneyart (US), Lech (No), McLean (Bu), Futrell (NEM); **1000**—Marsh (BS) 2:07.89, Paige (V), Kemei (WT), Maiyo (Fl), Scotta DiVetta (R); **MILE**—Waigwa (TEP) 3:58.97, O'Shaughnessy (Ark), Rono (WS), Scott (Cl), Myers (IS); **2-MILE**—Rono (WS) 8:24.83, Staynings (WK), Kimeto (WS), Bolt (Al), Lacy (Wi); **3-MILE**—Hernandez (BY) 13:20.55, Kimombwa (WS), Virgin (Il), Alitz (Arm), Lindsay (MiS); **60-HH**—Lee (Ne) 7.17, Cooper (SJ), Roberson (FS), Lawrence (SEL), Gaines (Wa).

HJ—Joy (TEP) 7-3¼, Page (Mis), Barrineau (G), Allen (Co), Ruebel (Pu); **LJ**—Ehizuelen (Il) 25-8¾, Lofton (St), Rock (SI), Pleasant (Ok), Trott (JS); **PV**—Baird (LB) 17-4, Bell (AS), Hunter (SI), Scales (K), Worden (WS); **SP**—England (Al) 63-¾, Medlin (NCS), Pyka (Ma), Cain (Al), Caruthers (NCS); **35-LB WT**—Neilson (Wa) 68-10½, Durrigan (SC), Berry (TEP), Buxton (WS), Jansson (D); **TJ**—Campbell (WS) 54-3, Grimes (TEP), Ehizuelen (Il), Dupress (MT), Cooper (V).

RELAYS—MILE—Kansas (Newell, Blatcher, Wiley, Wagner) 3:15.61, Howard, Villanova, Adelphi, Ohio; **2-MILE**—Oklahoma (Ramsey, Swartout, Dahl, Wilson) 7:30.96, Illinois, Villanova, Nebraska, Murray St.; **DISTANCE MEDLEY**—Tex.-El Paso (Ongaga, Njorge, Munene, Munyala) 9:43.11, Villanova, Penn State, Iowa, Brigham Young.

1977 Indoor Meets

24th Atlantic Coast Conference Championships

SCORING—Maryland 77½, North Carolina 43½, N.C. State 38, Clemson 21, Duke 19½, Virginia 17½, Wake Forest 7.

60—Powell (NC) 6.3, Brantley (C), Adair (NCS), Lancaster (M), Rosenberg (M); **600**—Johnson (M) 1:11.7, Williams (NCS), Headlam (C), Brown (NC), Twiffey (WF); **1000**—Canty (V) 2:12.9, Lockerbie (NC), Lisende (WF), Southernland (NC), Adderly (M); **MILE**—King (NC) 4:02.9, Schwartz (D), Wilson (WF), Wilhelm (M), Sullivan (V); **2-MILE**—Matthews (C) 8:57.7, Clayton (D), Hofstetter (NC), Cornwell (M), Taylor (NC); **60-HH**—Robertson (M) 7.2, Williams (V), Lanier (NCS), Duren (NCS), Chesley (M).

HJ—Melly (M) 7-1, Stroup (C), Jones (NC), tie Jackson (V) and Shuler (NC); **LJ**—Davenport (M) 24-1½, Ivory (M), Long (M), Miller (NC), Caldwell (NC); **PV**—Turley (M) 15-6, Corbett (NCS), tie Burke (D) and Dover (M), Taul (C); **SP**—Medlin (NCS) 62-11.1, Caruthers (NCS), Anderson (M), Pyka (M), Hannah (NCS); **TJ**—Ivory (M) 50-7½, Long (M), Coleman (NCS), Wynne (NC), Guthrie (M).

RELAYS—MILE—Maryland (Peniston, Lancaster, Fields, Johnson) 3:20.2, N.C. State, Virginia, North Carolina, Clemson; **2-MILE**—Duke (Shankle, Richelo, Smith, Troutman) 7:45.0, N.C. State, Maryland, North Carolina, Virginia; **DISTANCE MEDLEY**—North Carolina (Cox, Tucker, Thompson, Slack) 10:08.5, Maryland, Duke, Clemson, Virginia.

49th Big Eight Conference Championships

SCORING—Kansas 76, Oklahoma 61, Nebraska 43, Missouri 27, Kansas St. 24, Colorado 10, Iowa State 8, Oklahoma St. 7.

60—Newell (K) 6.21, Garrison (O), Wiley (K), Blatcher (K), Snoddy (O); **300**—Wiley (K) 29.73, Snoddy (O), Blatcher (K), Ofili (M), Hoagland (N); **440**—Muehlbach (KS) 48.57, Udo (M), Newell (K), McKenzie (N), McGraw (OS); **600**—Wagner (K) 1:09.4, Poehling (N), Dovel (N), Cloude (M), Roberts (OS); **880**—Prince (KS) 1:50.34, McCall (K), Dahl (O), Staggs (OS), Fisher (N); **1000**—Wilson (O) 2:09.89, Reckmeyer (N), Clark (M), Lundy (C), Myers (IS); **MILE**—Myers (IS) 4:05.43, Vernon (O), Wilson (O), Whitaker (N), Davis (KS); **2-MILE**—Vernon (O) 8:43.4, Spilsbury (C), Hunsaker (C), Mason (K), Rose (OS); **60-LH**—Lee (N) 6.78, Garrison (O), Lavitt (M), Williams (O), Smith (O); **60-HH**—Lee (N) 7.20, Lavitt (M), Brack (K), Williams (O), Smith (O).

HJ—Rainbolt (K) 7-¼, Page (M), Reardon (K), tie Phelps (N) and Herzog (N); **LJ**—Pleasant (O) 24-8, Reardon (K), Wilk (K), Whitaker (M), Davies (N); **PV**—Scales (K) 16-6¼, Johnson (O), Riley (O), Knauss (KS), Weigel (C); **SP**—Podrebarac (K) 57-9, Huggins (O), Moore (M), Millard (N), Hodge (IS); **TJ**—Parrette (KS) 49-8, Murray (N), Wilk (K), Linck (KS), Reardon (K).

RELAY—MILE—Kansas (Whitaker, Blatcher, Newell, Wagner) 3:14.15, Nebraska, Oklahoma, Oklahoma St., Kansas St.

67th Big Ten Championships

SCORING—Illinois 58, Michigan 57, Indiana 47, Wisconsin 30, Michigan St. 29, Iowa 10, Purdue 10, Ohio State 8, Minnesota 6, Northwestern 1.

60—Smith (MS) 6.17, Ehizuelen (Il), Frazier (Min), Hennigar (Mic), Copeland (In); **300**—Johnson (W) 30.66, Hennigar (Mic), Graf (In), Smith (MS), Byrd (MS); **600**—Shroyer (In) 1:10.66, Murei (W), Smith (Il), Klein (MS), Thomas (Mic); **880**—Furst (Mi) 1:51.93, Moss (W), Schellenberger (Il), Docherty (Io), Moore (MS); **2-MILE**—Lindsay (MS) 8:42.97, Visscher (In), Eicken (Il), Johnson (Min), Meyer (Mic), Meyer (Mi); **3-MILE**—Virgin (Il) 13:28.19, Donakowski (Mic), Stintzi (W), Foley (In), Plasencia (Min); **70-HH**—Stapp (In) 8.57, Crouter (Mic), Chisholm (Mic), Cammack (P), Sturwold (N).

HJ—Ruebel (P) 7-2, Hansen (Il), Sandlund (O), Berry (In), Johnson (In); **LJ**—Ehizuelen (Il) 25-9¼, Henry (Mi), Plate (In), Davis (O), Reavis (Il); **PV**—Laz (Il) 17-0¼, Stokes (Mic), tie Crites (In) and Riddle (In), Keller (O); **SP**—Braun (W) 57-3¾, Price (In), Foss (Mic), Schneider (MS), Hetes (Mic); **TJ**—Ehizuelen (Il) 52-6½, Cannon (In), Reavis (Il), Davis (O), Perryman (Il).

RELAY—MILE—Michigan (Hennigar, Furst, McLeod, Grace) 13:15.01, Illinois, Indiana, Michigan St., Iowa, 1978 Meet: March 3-4, Purdue University.

Capital District Championships

SCORING—Union 101, RPI 71½, Hudson Valley 42½, Albany St. 40, Siena 13.

50—Olstad (R) 5.6, Blum (U), Parish (U), Stuart (R), Makarewica (R); **440**—Guilfoyle (U) 52.0, tie Gaffney (U) and

Parish (U), Bodenstein (S), Olstad (R); **600**—Moffat (U) 1:12.6, Goldman (R), Woods (S), Williams (A), Morrisette (R); **880**—Vielkind (U) 2:01.1, Mitchell (R), Bates (R), Reed (H), Kaplan (A); **1000**—Scheuer (U) 2:14.2, Mathis (A), Kelsey (R), tie Kipp (H) and Petto (R); **MILE**—Scheuer (U) 4:18.1, Wiskoski (U), Masucci (R), Burns (A), Kipp (H); **2-MILE**—Burns (A) 9:28.0, Dalton (A), Masucci (R), Dalton (S), Brown (A); **55-HH**—Blum (U) 7.1, Decker (U), Stegeman (U), Nazon (U), Fisher (A).

HJ—Cozzens (U) 6-8¾, Kitzrow (H), Van Alstine (H), Crimmins (U), Schaefer (H); **LJ**—Kyle (H) 21-1½, Ducady (A), Rackliffe (R), Dross (A), Moffat (U); **PV**—Singleton (H) 13-6, Bonanno (U), Farewell (H), Dwyer (R), May (U); **SP**—Bowers (R) 44-11, Robin (A), Warena (R), Kulik (U), Lalikos (R); **35-LB WT**—tie Bowers (R) and Warena (R) 36-9, Hevey (U), Robin (A), Norman (U); **TJ**—Kyle (H) 45-8, Chilton (U), Rackliffe (R), Winterfield (S), Kitzrow (H).

RELAYS—**MILE**—Union (Guilfoyle, Stegeman, Vielkind, Moffat) 8:08.0, RPI, Albany St., Siena; **2-MILE**—Union (Giffney, Conway, Vielkind, Moffat) 8:08.0, RPI, Hudson Valley, Siena; **DISTANCE MEDLEY**—Albany St. (Williams, Dross, Mathis, Davis) 10:46.7, Hudson Valley, RPI, Union.

1978 Meet: March 4, Union College.

51st Central Collegiate Conference Championships

SCORING—Michigan 148, Eastern Mich. 114, Penn State 66, Air Force 63, Kentucky St. 37, Kent State 32, Pittsburgh 31, Western Mich. 29, Bowling Green 21, Central Mich. 19, Michigan St. 9, Toledo 7, Wayne St. 6, Notre Dame 3, Southern Ill. 4.

60—Hennigar (M) 6.12, Taylor (EM), Bailey (EM), Delor (EM), Flake (KyS); **300**—Bailey (EM) 30.54, Delor (EM), Anderson (KyS), Hennigar (M), Lankford (AF); **440**—Williams (KyS) 48.54, Lee (AF), Grace (M), Remington (AF), Falso (PS); **600**—Webster (AF) 1:09.54, Arnold (EM), Gibson (EM), Akins (KyS), Marshall (KS); **880**—Furst (M) 1:52.55, Rexroat (PS), Thomas (M), Wojala (EM), Fuller (CM); **1000**—Johnson (M) 2:10.7, Dunlap (KS), Weaver (EM), Wyatt (PS), Banovic (CM); **MILE**—Dubina (KS) 4:02.96, Elliott (M), Duitz (WM), Donakowski (M), Sinclair (M); **2-MILE**—Meyer (M) 8:50.0, Boyd (Pi), Grabowski (EM), Baden (PS), Malley (PS); **3-MILE**—Donakowski (M) 13:53.0, Goodman (EM), McFee (M), Housley (BG), VanderKraats (ND); **60-HH**—Adams (AF) 7.48, Rock (PS), Crouther (M), Taylor (EM), Wheeler (M).

HJ—Elliott (EM) 7.0, tie Gibbs (M) and Dorsey (KyS), Williams (WM), Goodyear (Pi); **LJ**—Henry (M) 24-8½, Sallade (PS), Clemons (AF), Charleston (CM), Cianelli (BG); **PV**—Durham (EM) 16-6, Stokes (M), Boyak (WS), DeWilt (WM), Teeple (EM); **SP**—Pauletto (CM) 56-3½, Schneider (MS), Cameron (KS), Hetes (M); **35-LB WT**—Jackson (PS) 63-1½, Greaser (PS), Klimoff (WM), Podolski (SI), Willis (KS); **TJ**—Adams (AF) 49-9¼, Taylor (Pi), Goldsmith (T), Lonner (M), Clemons (AF).

RELAYS—**MILE**—Air Force (Clemons, Lee, Webster, Remington) 3:12.7, Kentucky St., Michigan, Penn State, Western Mich.; **2-MILE**—Eastern Mich. (Cole, Hubbard, Gully, Weaver) 7:36.85, Bowling Green, Michigan, Western Mich., Penn State; **DISTANCE MEDLEY**—Michigan (Furst, Hicks, Elliott, Meyer) 9:56.0, Pittsburgh, Bowling Green, Penn State, Eastern Mich.

Eastern Intercollegiate Athletic Association Championships

SCORING—Southern Conn. 39, Brandeis 38½, Coast Guard 38, Providence 28, Fitchburg 11, Springfield 10, Worcester St. 10, Williams 9, Bowdoin 7, Mass. Inst. Tech 6½, Lowell 6, Central Conn. 5, Eastern Conn. 4, Bates 4, Westfield St. 3, Boston St. 2, Tufts 1, Colby 1, Bentley 1.

50—Farnsworth (F) 5.4, Randolph (SC), Moore (Br), Welfare (C), Brown (F); **600**—Thomas (Br) 1:12.2, Paige (SC), Bouchard (Sp), Lapke (CG), Bockus (WS); **1000**—Horton (Br) 2:10.0, Chapman (CG), Wise (Sp), Campos (CG), Lee (T); **MILE**—Savoie (F) 4:09.4, O'Shea (P), Garland (Br), Crooke (P), Rafferty (P); **2-MILE**—Treaty (P) 8:49.8, Richardson (MIT), Dillon (P), Reed (P), Kolb (Wi); **45-H**—Sarna (CG) 5.9, White (Wi), Davis (Wi), Dobson (SC), Iadarola (Ba).

HJ—Watry (CG) 6-9, Moore (CG), tie Von Borstel (MIT) and Visbaras (Br), Kazilionis (Co); **LJ**—Visbaras (Br) 23-5¼, Brady (SC), Davis (SC), Berquist (BS), Auger (SC); **PV**—Springsteen (SC) 15-0, Allard (CG), Johnston (SC), Hallisey (SC), Leadbetter (Bow); **SP**—Dupuis (WS) 58-10½, Pillari (EC), Durrigan (SC), Remmer (Wi), Cable (Bow); **35-LB WT**—Haskell (L) 63-4, Durrigan (SC), McCabe (Bow), Heeley (F), Wyzkowski (CC); **TJ**—Visbaras (Br) 47-2½, Cranford (CC), Bosbach (WS), Moore (CG), Perry (CG).

RELAYS—**MILE**—Coast Guard 3:24.5, Springfield, Worcester St., Fitchburg, Southern Conn.; **2-MILE**—Brandeis 7:50.6, Providence, Bates, Bowdoin, Coast Guard.

2nd Great Lakes Inter. Athletic Conference Championships

SCORING—Wayne St. 107, Grand Valley St. 53, Hillsdale 43, Ferris St. 35, Saginaw Valley St. 29, Northwood 13, Lake Superior St. 8.

60—Martyniuk (WS) 6.35, Grace (WS), Harris (GVS), Dozier (R), E. Brown (H), Lee (N); **300**—Sikora (WS) 33.15, Patterson (FS), Guelde (FS), Grace (WS), Darling (SVS); **440**—Waters (SVS) 51.5, Flood (H), Kimble (WS), Jenunive (SVS), Feveisen (WS); **600**—Johnson (H) 1:16.45, Hall (FS), Byrd (H), Coughin (WS), Fordham (N); **880**—Harris (GVS) 1:59.9, Murphy (WS), Butler (WS), Machuch (WS), Shomody (N); **1000**—Byram (GVS) 2:21.8, McDonnell (WS), Champion (WS), Smith (WS), Kramer (FS); **MILE**—Hallop (SVS) 4:22.75, Stebbins (GVS), Colley (H), Champion (WS), Byram (GVS); **2-MILE**—Fountain (FS) 9:21.1, Hallop (SVS), Bennett (H), Terrill (SVS), Kutcha (WS); **60-HH**—Cramatie (GVS) 7.1, Flood (H), Kimble (WS), Boyak (WS), Sikora (WS); **60-HH**—Cramatie (GVS) 7.5, Martyniuk (WS), Kimble (WS), Sikora (WS), Andrews (N); **2-MILE WALK**—Berendt (LSS) 14:37.75, Freeman (SVS), Guevara (H), Zachel (LSS), VanVliet (WS).

HJ—Ruff (WS) 6.6, Cramatie (GVS), Griesing (FS), Brindlinger (FS), Peoples (GVS); **LJ**—Flood (H) 22-9½, Boyak (WS), Campbell (H), Feveisen (WS), Jones (N), Gibson (GVS); **PV**—Boyer (WS) 15-3, Diekmeyer (FS), Hill (FS), Gerulis (GVS), Ruth (WS); **SP**—Gooden (GVS) 52.2, Mazur (WS), Edinger (FS), Bowlby (WS), Lunetta (N), Pavlovich (FS); **35-LB WT**—Spanke (WS) 50-8¼, Fulmer (SVS), Sillivan (H), Lorkowski (H), Mazur (WS), Lunetta (N); **TJ**—Kimble (WS) 44-8, Gibson (GVS), Ruff (WS), Flood (H), Duff (N).

RELAY—**MILE**—Wayne St. 3:33.4, Grand Valley St., Hillsdale, Ferris St., Northwood, Lake Superior St.

56th ICAAAA Championships

SCORING—Villanova 51, Maryland 37, Seton Hall 20, Northeastern 16, Adelphi 14, Army 13, Manhattan 12, Providence 10, Fairleigh Dickinson 9, Rutgers 9, Others: Boston Col., Bucknell, Columbia, Connecticut, Fordham, Georgetown, Harvard, Lowell, Mt. St. Mary's, Navy, Pennsylvania, Princeton, Southern Conn., Union, West Virginia, William & Mary.

60—Dill (SH) 6.33, Hazard (BC), Rizzi (FD); **440**—Brown (SH) 48.24, Bogue (V), Dale (V), Anderson (Na); **600**—Price (A) 1:09.6, Moffat (U), Lech (No), Eckman (V); **880**—Belger (V) 1:50.7, Martin (MSM), DiRienzo (Fo); **1000**—Paige (V) 2:08.6, Takaes (V), ScottoDiVetta (R); **MILE**—Masback (Pri) 4:01.8, Kane (V), Bickford (No), McCarthy (Fo); **2-MILE**—Alitz (Ar) 8:37.6, Flora (No), Sholtes (Pe); **3-MILE**—Treaty (Pro) 13:36.6, Dillon (Pro), Buckheit (B), Ludwikowski (Man); **60-HH**—Robertson (Mar) 7.26, Myatt (SH), Edwards (WV).

HJ—Jacobs (FD) 7-1, Auger (Con), Allen (Col), Irving (WM); **LJ**—Ivory (Mar) 24-4¼, Davenport (Mar), Harbour (V); **PV**—Lipinski (WM) 16-8¾, Turley (Mar), Day (R); **SP**—Pyka (Mar) 59-6, Andersson (Mar), Otrando (No); **35-LB WT**—Durrigan (SC) 66-7½, Ajoatian (H), Wiener (Ar), Leishman (Ar), Haskell (L); **TJ**—Cooper (V) 51-11, Graveley (B), Long (Mar).

RELAYS—**MILE**—Villanova (Fallon, Graves, Harbour, Bogue) 3:15.6, Adelphi, Maryland, Villanova; **2-MILE**—Manhattan (Leerdam, Gaughn, Ramos, Summerville) 7:29.9, Pennsylvania, Adelphi, Villanova; **DISTANCE MEDLEY**—Georgetown (Ledder, Royster, Nielsen, Peterson) 9:59.3, Manhattan, Villanova.

Illinois Intercollegiate Championships

SCORING—Illinois 182, Southern Ill. 162, Eastern Ill. 66, Northern Ill. 50, Western Ill. 29½, Illinois St. 23, Augustana 18, Loyola 17, Northwestern 16, North Central 12, Ill.-Chicago Circle 6, Bradley 4½.

60—Ehizuelen (I) 6.2, Wyatt (I), Kee (SI), Bell (El), Mooring (IS); **300**—Hatch (El) 31.1, Holloway (Wi), Barnes (I), Jones (IS), Duckworth (IS); **440**—Hill (I) 48.6, Hatch (El), Bigelow (SI), Estes (I), Lively (SI); **600**—Smith (I) 1:10.5, Dorsey (SI), Johnson (El), Calozzo (El), Jones (El); **880**—Bisase (SI) 1:53.6, Cook (SI), Schellenberger (I), Jacobson (NC), Pohl (NI); **1000**—White (I) 2:10.0, Sawyer (SI), Radloff (I), Hendron (NC), Mitchell (NC); **MILE**—Virgin (I) 4:05.8, Bisase (SI), Brown (N), Copper (A), Gnapp (L); **2-MILE**—Virgin (I) 8:50.3, Eicken (I), Chlata (NI), Kolodrobtz (N), George (SI); **3-MILE**—Sawyer (SI) 13:50.5, Copper (A), Barber (NI), Craig (SI), Myers (I); **60-HH**—Holloway (W) 7.5, Roberts (SI), Lewis (IS), Sturwold (N), Sterrenberg (I).

HJ—Kijewski (SI) 6-8, Smith (El), Haynie (A), Crockett (B), Howie (NI); **LJ**—Ehizuelen (I) 25-4¼, Rock (SI), Pinnick (I), Carpenter (El), deSola (El); **PV**—Johnson (SI) 16-9, tie Hunter (SI) and Laz (I), DeMattei (SI), Conard (SI); **SP**—Clayton (NI) 55-9¾, Marks (SI), K. Ritzman (NI), Skidmore (I), Podolski (SI); **35-LB WT**—Podolczi (SI) 59-3¼, Kueker (I), K. Ritzman (NI), M. Ritzman (NI), Finis (I); **TJ**—Ehizuelen (I) 52-8, Reavis (I), Hale (El), deSola (El), Simington (N).

RELAYS—**MILE**—Illinois (Hill, Smith, Schellenberger, White) 3:15.4, Western Ill., Southern Ill., Ill.-Chicago Circle, Northern Ill.; **2-MILE**—Illinois (Franz, Fritz, Withers, Jirele) 7:39.7, Loyola, Southern Ill., Eastern Ill., Northern Ill.; **DISTANCE MEDLEY**—Illinois (White, Schellenberger, Jirele, Virgin) 9:41.9, Southern Ill., Loyola, Northern Ill., Eastern Ill.

4th Independent College Athletic Conference

SCORING—Alfred 81, St. Lawrence 64, RPI 55, Rochester Tech 32, Hobart 3.

50—Cauthen (A) 5.5, Allen (A), Olstad, (RPI), Snyder (A), Mar (RT); **300**—Allen (A) 32.9, Stebbins (RT), Cauthen (A), Icaesar (SL), Snyder (A); **600**—Stebbins (RT) 1:14.2, Goldman (RPI), Helbig (RT), Johnson (SL), Keasler (SL); **1000**—Woodward ((SL) 2:22.5, Pelkey (SL), Kelsey (RPI), Howard (SL), Barnes (A); **MILE**—Pelkey (SL) 4:26.7, Woodward (SL), Smith (RPI), Masucci (RPI), Tersegno (SL); **2-MILE**—Masucci (RPI) 9:46.0, Curley (A), Massare (RT), Rowan (SL), Sullivan (A); **55-HH**—Allen (A) 7.1, Clode (SL), Kunzinger (A), Schneiderman (SL), Rackliffe (RPI).

HJ—Barkley (RT) 6-4, Appel (SL), Strachan (A), Torrey (SL), Adams (RPI); **LJ**—Strachan (A) 21-10½, Alexander (RPI), Follert (SL), Snyder (A), Stebbins (RT); **PV**—Long (SL) 13-0, Dwyer (RPI), Evans (H); **SP**—Bruce (A) 46-10, Bowers (RPI), Mason (A), Benoit (A), Hartnett (SL); **35-LB WT**—Mason (A) 42-8, Warenda (RPI), Kessel (RT), Bowers (RPI), Bruce (A); **TJ**—Snyder (A) 42-8¾, Rackliffe (RPI), Strachan (A), Leone (RPI), Dam (A).

RELAYS—**MILE**—St. Lawrence 3:35.6, RPI, Rochester Tech, Alfred; **2-MILE**—St. Lawrence 8:22.1, RPI, Alfred, Rochester Tech, Hobart.

1978 Meet: February 11, St. Lawrence University.

State of Maine Championships

SCORING—Bates 63, Bowdoin 62, Colby 16.

45—Ufer (Bo) 5.2, Mathews (Bo), Blanton (Ba), Blue (Ba); **600**—Strang (Bo) 1:13.3, Coumbe (Ba), Hoffman (Bo), Gettchell (C); **1000**—Taylor (Ba) 2:17.3, Brust (Bo), Cloutier (Ba), Peters (Ba); **MILE**—Wettlaufer (Ba) 4:20.1, Brust (Bo), Lawrence (Bo), Soderstrom (Ba); **2-MILE**—Opaworski (Ba) 9:15.5, Leonard (Ba), Freme (Bo), Hazelwood (Ba); **45-HH**—Lungelon (Ba) 6.0, Soule (Bo), Leadbetter (Bo), Church (C).

HJ—Kazilionis (C) 6-6, Kipp (Ba), Sweat (Ba), McGoldrick (Bo); **LJ**—Lowe (Ba) 20-11¼, Gerow (Bo), Lodi (C), Soule (Bo); **PV**—Paret (C) 14-0, Leadbetter (Bo), Brown (Ba), Samuelson (Bo); **SP**—Cable (Bo) 48-6, Foley (Ba), Bowman (C), James (Ba); **35-LB WT**—Cable (Bo) 54-1¼, McCabe (Bo), Healey (C), Burke (Ba); **TJ**—Peckham (C) 44-3¼, Grillo (Ba), Gerow (Bo), Lowe (Ba).

RELAYS—**MILE**—Bowdoin (Ufer, Hoffman, Connor, Strang) 3:32.7, Bates, Colby; **2-MILE**—Bates (Soderstrom, Berman, Taylor, Wettlaufer) 8:22.4, Bowdoin, Colby.

Mason-Dixon Conference

SCORING—Mt. St. Mary's 90, Towson St. 43, Md.-Baltimore County 27, George Mason 25, Baltimore 9, Salisbury St. 7, Loyola 5.

60—Stebbins (MSM) 6.3, Birkhead (MBC), DelMoore (MSM); **440**—Banks (MSM) 51.4, Walker (TS), Morris (TS); **880**—Martin (MSM) 1:55.6, Crawl (MSM), Kavanaugh (B); **MILE**—Kavanaugh (B) 4:16.9, Peterson (GM), Mucaroni (MSM) 7.5, Vaddy (TS), DelMoore (MSM).

HJ—Hollinger (MSM) 6-6, Morganstein (MBC), Stebbins (MSM); **LJ**—Stebbins (MSM) 22-4, Barraso (MSM), Stroup (TS); **PV**—Mills (TS) 14-9, Hedges (S), Hardy (MSM); **SP**—Lane (TS) 51-2, Brooks (MSM), Vaughn (GM); **TJ**—Welch (GM) 45-4, Stroup (TS), Barraso (MSM).

RELAYS—**MILE**—Mt. St. Mary's 3:26.0, Md.-Baltimore County, Towson St.; **2-MILE**—Mt. St. Mary's 8:08.0, Md.-Baltimore County, Towson St.

35th Metropolitan Championships

SCORING—Manhattan 55, Adelphi 50, Rutgers 42, Seton Hall 40, Fordham 22, Columbia 16½, St. John's 16, Fairleigh Dickinson 11, C.W. Post 10, New York Tech 3½, City Col. N.Y. 3, New York 2, Iona 0.

60—Myatt (SH) 6.2, Dill (SH), Marchan (FD), Chambers (SH), Rushmore (NYT); **440**—Lewis (SH) 48.3, Richardson (A), McBride (A), Brewster (NY), Sobers (A); **600**—Price (A) 1:11.0, October (A), Hurst (M), King (SH); **880**—DiRienzo (F) 1:52.4, Dabney (A), Summerville (M), Ullrich (CWP), Wells (R); **1000**—Horst (Co) 2:10.6, ScottodiVetta (R), Gaughn (M), Phillips (A), Muehlman (R); **MILE**—McNitt (F) 4:07.5, McCarthy (F), Soehner (SJ), Sheehy (M), Vickery (R); **2-MILE**—Inman (M) 8:50.8, Hopkins (R), Ostolozaga (M), Brennan (FD), Murphy (CWP); **60-HH**—Myatt (SH) 7.2, Charniga (M), Blackshear (SH), Hamilton (A), Henry (NYT).

HJ—Allen (Co) 7-1, Billings (CWP), Cooper (A), McRae (A); **LJ**—Witkowski (M) 23-3¼, Harrison (FD), O'Hare (R), Stanford (A), Schneider (SJ); **PV**—Day (R) 16-0, Schneider (SJ), Prunty (M), Lockett (FD), Lewis (CWP); **SP**—Jacobowski (R) 53-¾, Silverio (M), Bulger (SH), Salvi (F), Concilio (R); **35-LB WT**—Silverio (M) 59-½, Bakewicz (SJ), O'Neill (R), Gallup (R), Korth (Co); **TJ**—Wade (SH) 48-4¼, Harris (SJ), Bryan (CCNY), Cooper (A), Oliver (R).

RELAYS—**MILE**—Adelphi (Clark, Richardson, McBride, Price) 3:16.9, Manhattan, Rutgers, C.W. Post, New York Tech; **2-MILE**—Adelphi (Vega, Phillips, Severino, Dabney) 7:38.4, Manhattan, Fordham, Seton Hall, Columbia; **DISTANCE MEDLEY**—Rutgers (ScottodiVetta, Mosely, Constantine, Amritran) 10:02.4, Manhattan, Adelphi, Columbia, Fordham.

Middle Atlantic Conference Championships

SCORING—Widener 63, Gettysburg 62, Frank. & Marsh. 19½, Haverford 18, Phila. Textile 15½, Albright 11, Muhlenberg 11, Delaware Valley 10, Ursinus 6, Washington 6, Lebanon Valley 2, Dickinson 0, Elizabethtown 0, Johns Hopkins 0, Swarthmore 0.

60—Ivery (Wi) 6.4, Scott (G), Riley (Wi), Sims (G), Sims (Wi); **300**—Hodge (Wi) 32.4, Ivery (Wi), Foster (Wi), Sims (Wi), Hoff (LV); **600**—Martino (G) 1:13.1, Hudak (Wi), Domario (G), Carter (Wi), Rankin (LV); **1000**—Hogan (PT) 2:24.0, Swan (G), Crist (M), Williams (FM), McAllistar (H); **MILE**—Riggs (G) 4:26.3, McAllistar (H), Geating (G), Gable (DV), Formiller (PT); **2-MILE**—Goss (FM) 9:32.4, Roddy (G), Kehne (H), Riggs (G), Mohrbacker (FM); **60-H**—Hodge (Wi) 7.5, Wetzel (G), ViaFura (A), Piersol (Wi), Hoyt (Wa).

HJ—Trinkle (U) 6-7, Heller (G), Schroeder (M), Rans (PT), Robbins (H); **LJ**—Hodge (Wi) 23-8¾, Aromondo (A), Chatterjee (H), Melroy (M), Smith (Wi); **PV**—Biglin (PT) 13-6, Kuchinski (FM), Jirgal (G), Owlett (FM), Keith (FM); **SP**—Zimba (DV) 52-10½, Barbadoro (G), Patterson (G), Grosz (Wi), Welch (A); **TJ**—Grzeszkowiak (Wi) 46-1½, Melroy (M), Aromondo (A), Piersol (Wi), Lilly (DV).

RELAYS—**MILE**—Gettysburg 3:25.0, Frank. & Marsh., Washington, Haverford, Phila. Textile; **SPRINT**—Widener 1:10.9, Gettysburg, Haverford, Washington, Delaware Valley.

1978 Meet: March 3, Widener College.

Midwest Conference Championships

SCORING—Coe 165, Carleton 132, Chicago 93, Beloit 59, Grinnell 56, Knox 22, Monmouth 15, Cornell 12.

60—Greene 6.8 (G), Vernon (Cor), McCray (Coe), Kelly (Coe), Pfaller (Ch); **300**—Houston (Ca) 33.85, McCray (Coe), Robinson (Ca), Kelly (Coe), Gordon (Ch); **440**—Hearn (Coe) 53.55, Keehn (B), Goszewski (Coe), St. Aero (Ca), Skinner (Ch); **600**—Kennedy (Coe) 1:16.84, Sonos (B), Donahue (Ca), Sabit (Ch), Conley (Ca); **880**—Mullen (Coe) 1:58.52, Bastian (Ch), Steele (Ca), Schmitt (Ch), Horneck (M); **1000**—Udpike (Ca) 2:20.54, Schuster (Ch), Phillips (Coe), Risser (Ch), Dahlquist (M); **MILE**—Kramer (Ca) 4:17.24, Reynolds (Ca), Mullen (Coe), Schuster (Ch), Schmitt (Ch); **2-MILE**—Johnston (Ca) 9:32.79, Hicks (Ca), Lanphear (B), Golden (Cor), Reich (G); **3-MILE**—Reynolds (Ca) 14:56.27, Nayer (G), Hartnett (B), Blaser (Ca), Brown (Ch); **60-HH**—Meade (Coe) 8.18, Jacobson (Ch), Read (Ch), Senne (Ca), Hearn (Coe); **200-HH**—Meade (Coe) 27.45, Pfaller (Ch), Gunn (Ca), Petermeyer (M), Schultz (G).

HJ—Macauley (Coe) 6-2, Ide (K), Carter (Ch), Kennedy (Coe), Pembroke (K); **LJ**—Macauley (Coe) 22-2¼, Keehn (B), Scaranio (K), Wendell (Ch), Crawford (Coe); **PV**—Breshock (Coe) 12-6, Weichert (C), Nichols (K), Sullivan (B), Neighbors (G); **SP**—Hoffman (B) 48-11½, Briles (G), Leech (G), Coles (Coe), Buckowich (Coe); **TJ**—Macauley (Coe) 54-3¼, Mackinall (G), Wendell (Ch), Keehn (B), Naka (Coe).

RELAYS—**880**—Carleton 1:36.59, Coe, Grinnell, Beloit, Chicago; **MILE**—Coe (Goszewski, Hearn, Kennedy, Mullen) 3:32.32, Chicago, Carleton, Grinnell, Monmouth.

1978 Meet: March 4, Grinnell College.

Missouri Intercollegiate Athletic Association

SCORING—NE Missouri 72, SE Missouri 72, Central Mo. 43, Lincoln 23, SW Missouri 23, NW Missouri 13, Mo.-Rolla 10.

60—Hornsby (SEM) 6.09, Smith (NEM), Wilson (SEM), Wheeler (L), Powell (NEM); **300**—Wilson (SEM) 30.57, Hornsby (SEM), Smith (NEM), Powell (NEM), Wheeler (L); **440**—Lauseus (NEM) 50.5, Bridges (NEM), Bynum (NWM), Vessell (MR), Williams (SEM); **600**—Walker (L) 1:11.38, Lux (SWM), Woods (NEM), Sinkfield (SEM), Hall (SWM); **880**—Futrell (NEM) 1:55.56, Deadmon (L), Sumter (L), Logan (SEM), Denny (CM); **1000**—Franklin (NEM) 2:11.68, Kanan (CM), White (SEM), Lamb (L), Kelchner (NWM); **MILE**—White (SEM) 4:10.98, Brocksmith (CM), Sumter (L), Prasuhn (SWM), Darling (NWM); **2-MILE**—Clear (CM) 9:05.2, Lindsey (NEM); Prasuhn (SWM), Tideman (SWM), Craycraft (MR); **60-HH**—Manns (NEM) 7.35, Washington (C), Hilderbaumer (SEM), Miller (CM), Hamilton (L).

HJ—Thornton (NEM) 6-11¼, Brownfield (CM), Taylor (SEM), Skinner (SWM), Darling (NWM); **LJ**—Daye (SEM) 24-11, Smith (MR), Scott (NEM), Ogilvie (CM), Baker (SWM); **PV**—Moeller (CM) 14-0, Howlett (SEM), Robinson (SEM), Baker (SWM), Atterbury (NEM); **SP**—Lowe (SEM) 55-9¼, Gianini (SWM), Eskew (CM), Riley (NEM), Smith (CM); **TJ**—Daye (SEM) 51-4¼, Ogilvie (CM), Thornton (NEM), Smith (MR), Taylor (SEM).

RELAYS—**MILE**—NE Missouri 3:18.45, SE Missouri, SW Missouri, NW Missouri, Mo.-Rolla; **2-MILE**—NE Missouri 7:47.1, NW Missouri, SE Missouri, Central Mo., Lincoln.

9th New England Intercollegiate Championships

SCORING—Northeastern 70, Connecticut 36½, Providence 20½, Boston U. 18, Brandeis 15½, Boston Col. 14½, Southern Conn. 12, Massachusetts 9, Coast Guard 7, Worcester St. 6, Brown 6, Lowell 6, New Hampshire 6, Rhode

Island 6, Holy Cross 5½, Bowdoin 5, Central Conn. 4, Maine 3, Springfield 3, Williams 2, Eastern Conn. 1.

60—Easton (BU) 6.3, Curry (BC), Petrillo (N), Saunders (Con), Amaechi (HC); **440**—Thomas (Bra) 49.3, Mortimer (N), Strang (Bow), Reilly (L), Richards (Mas); **600**—Lech (N) 1:10.2, King (Con), Demers (NH), Janiak (BU), Scales (BC); **880**—Mortimer (N) 1:54.2, McLennan (Con), Wise (Sp), Deroo (Bra); **1000**—Stolle (N) 2:12.5, Spinney (N), Gajewski (BC), Taylor (BU), Graham (N); **MILE**—Bickford (N) 4:04.2, Clark (Con), Savoie (P), O'Shea (P), Mahoney (HC); **2-MILE**—Treacy (P) 8:40.4, Flora (N), Dillon (P), Horton (Bra), Reed (P); **60-HH**—Mahan (BU) 7.3, Lemay (Con), Hemmingway (BC), White (Wi), Fitzgerald (HC).

HJ—Augeri (Con) 60, Martens (Mas), tie Kielly (HC) and Moore (CG), tie Watry (CG) and Boucher (Con); **LJ**—Chambers (N) 24-3½, Augeri (Con), Davis (SC), Anger (SC), Visbaras (Bra); **PV**—Hartley (RI) 15-8¼, Grant (N), Allard (CG), Leadbetter (Bow), Johnston (SC); **SP**—Dupuis (WS) 58-9¼, Dupont (P), Vickery (R); **3-MILE**—Cabell (P) 13:36.8, Brennan (FD), Young (P), Hopkins (R), Lamm (R); **60-HH**—Bunting (SH) 7.48, Myatt (SH), Blackshear (SH), Arnbaker (Monm), Devero (JCS).

HJ—Jacobs (FD) 6-11, Johnson (R), Cleaves (P), Lockett (FD), O'Dell (Mont); **LJ**—O'Hare (R) 23-1¼, Harrison (FD), Andlinger (P), Cruz (R), Brostrom (P); **PV**—Dorence (R), Steffens (R), Lockett (FD), Williges (P), Schlobohm (SS); **SP**—Bulger (SH) 52-3, Jacobowski (R), Concilio (R), Navetta (P), Ianuzza (R); **35-LB WT**—Mancino (P) 58-10½, O'Neil (R), Concilio (R), Gallup (R), Moynihan (P); **TJ**—Brostrom (P) 47-7, Quazza (FD), Wade (SH), Devine (P), Fehm (P).

RELAYS—**MILE**—Seton Hall (Myatt, Cruz, Brown, Lewis) 3:19.04, Fairleigh Dickinson, Rutgers, Jersey City St.; **2-MILE**—Seton Hall (Braithwaite, Waite, Cavaliero, Solomon) 7:44.6, Rutgers, Princeton, Fairleigh Dickinson; **DISTANCE MEDLEY**—Rutgers (Vajlean, Garrett, Shapel, McGilli) 10:15.4, Princeton, Fairleigh Dickinson, Seton Hall.

New Jersey Championships

SCORING—Seton Hall 71, Rutgers 62, Princeton 58, Fairleigh Dickinson 35, Jersey City St. 9, Montclair St. 2, Monmouth 1, Stockton St. 1.

60—Dill (SH) 6.36, Brown (SH), Chambers (SH), Marchan (FD), Mosley (R); **440**—Lewis (SH) 49.4, Fulton (JCS), Cruz (SH), King (SH), Lee (JCS); **880**—Masback (P) 1:53.2, Solomon (SH), ScottoDiVetta (R), Wells (R), Bogert (FD); **MILE**—O'Connell (P) 4:12.5, Cavaliero (SH), Menke (SH), Messenger (P), Vickery (R); **3-MILE**—Cabell (P) 13:36.8, Brennan (FD), Young (P), Hopkins (R), Lamm (R); **60-HH**—Bunting (SH) 7.48, Myatt (SH), Blackshear (SH), Arnbaker (Monm), Devero (JCS).

HJ—Jacobs (FD) 6-11, Johnson (R), Cleaves (P), Lockett (FD), O'Dell (Mont); **LJ**—O'Hare (R) 23-1¼, Harrison (FD), Andlinger (P), Cruz (R), Brostrom (P); **PV**—Dorence (R), Steffens (R), Lockett (FD), Williges (P), Schlobohm (SS); **SP**—Bulger (SH) 52-3, Jacobowski (R), Concilio (R), Navetta (P), Ianuzza (R); **35-LB WT**—Mancino (P) 58-10½, O'Neil (R), Concilio (R), Gallup (R), Moynihan (P); **TJ**—Brostrom (P) 47-7, Quazza (FD), Wade (SH), Devine (P), Fehm (P).

RELAYS—**MILE**—Seton Hall (Myatt, Cruz, Brown, Lewis) 3:19.04, Fairleigh Dickinson, Rutgers, Jersey City St.; **2-MILE**—Seton Hall (Braithwaite, Waite, Cavaliero, Solomon) 7:44.6, Rutgers, Princeton, Fairleigh Dickinson; **DISTANCE MEDLEY**—Rutgers (Vajlean, Garrett, Shapel, McGilli) 10:15.4, Princeton, Fairleigh Dickinson, Seton Hall.

New York State Championships

SCORING—Fredonia 86, Union 69, Cortland 64, Colgate 57, Alfred 52, Brockport 46, St. Lawrence 42, Rochester 37, Oswego 34, Binghamton 30, Albany 23, RPI 10, Hamilton 8, Hartwick 0.

60—Swanson (Col) 6.3, Boyer (Bi), Moulton (O), McGee (Col); **440**—Allen (Alf) 50.4, McFayden (F), Heinrich (F), Romaine (Ham), tie among Kirchoff (Cor), Danby (Bi) and Roy (F); **600**—Moffat (U) 1:12.6, Goldman (RPI), Donovan (F), Hanson (SL), Johnson (R); **880**—Carroll (F) 1:55.8, Moffatt (U), Talbot (Br), Owen (Colz, Jeter (Bi); **1000**—Scheuer (U) 2:15.7, Woodward (SL), Mathis (Alb), Morenz (Cor), Paige (Ham); **MILE**—Underwood (Br) 4:13.9, Scheuer (U), Carrol (F), Hockenbery (R), Dougherty (R); **2-MILE**—Martin (Br) 9:11.2, Fisher (Col), Burns (Alb), Drake (Cor), Hockenbery (R); **3-MILE**—Smith (R) 14:29.4, Drake (Cor), Fisher (Col), Mazur (R), Swift (R); **60-HH**—Blum (U) 7.4, Schneiderman (SL), Decker (U), Clode (SL), Stegeman (U).

HJ—Cozens (U) 6-7, Robertson (F), Strachan (Alf), Bauerlein (O), Martin (F); **LJ**—Stephens (F) 23-10, Strachan (Alf), Dross (Alb), Guardino (Cor), Angelino (Col); **PV**—Long (SL) 13-6, Reilly (Cor), Shields (Cor), Notturno (Bi), Bonanno (U); **SP**—Yelverton (O) 51-8, Bruce (Alf), Boller (F), Barbano (Cor), Brunetti (Cor); **35-LB WT**—Yelverton (O) 52-10, Mason (Alf), Collins (Col), Benoist (Alf), Croce (Col); **TJ**—Canepa (C) 45-2, T. Guardino (Cor), Burch (Br), G. Guardino (Cor), Coopersmith (Br).

RELAYS—**MILE**—Fredonia 3:26.2, Binghamton, Oswego, Alfred, Rochester; **2-MILE**—Cortland 7:54.8, St. Lawrence, Binghamton, Rochester, Union; **DISTANCE MEDLEY**—Brockport 10:28.2, Fredonia, Colgate, Albany, Rochester.

North Central Conference

SCORING—Mankato St. 63, Northern Iowa 61, North Dakota St. 42, South Dakota St. 38, South Dakota 15, Augustana 9, Neb.-Omaha 8, North Dakota 4, Morningside 0.

60—Atherton (NI) 6.42, Pratt (MS), Brooks (MS), Donalphy (NDS), Harland (NI); **300**—Brooks (MS) 32.29, Scheider

(SDS), Alkers (NI), O'Connor (NI), Soulliere (SD); **440**—Mends (SDS) 51.43, Garrod (MS), Hunter (MS), Brennen (NI), Dickenson (NI); **600**—Glassmaker (NI) 1:14.04, Lindstrom (SDS), Fawser (MS), Butler (A), Weiland (NDS); **880**—Roscoe (MS) 1:56.42, Friedman (NI), Peterson (NDS), Connell (NI), Cook (NI); **1000**—Glassmaker (NI) 2:13.26, Hill (NO), Roscoe (MS), Cornell (NI), Erickson (NO); **MILE**—Bollman (NDS) 4:14.92, Bills (SDS), Groh (NO), Cookshaw (MS), Hoaby (NDS); **2-MILE**—Bacon (NDS) 9:12.90, Bills (SDS), Wilder (MS), Kreutz (MS), Turk (SD); **60-HH**—Raddatz (NDS) 7.52, Brooks (MS), Alkers (NI), Rogers (NI), Skaar (NDS).

HJ—Nannen (SD) 6-6, Campbell (NDS), Shepard (NDS), Kromminga (SDS), Holbeck (SDS); **LJ**—Pratt (MS) 23-8½, Maryott (SD), Harris (SDS), Willey (SD), Rodgers (NI); **PV**—Osland (NDS) 15-0, Compton (ND), Wittman (NI), Nichols (MS), Bultje (MS); **SP**—Holler (NI) 55-1, Geringer (NI), Lukens (A), Alfred (SDS), Rausch (NDS). **RELAY**—**MILE**—Northern Iowa, South Dakota St., Mankato St., Augustana, South Dakota.

1978 Meet: March 3-4, North Dakota State University.

North Dakota College Athletic Conference

SCORING—Jamestown 191, Minot St. 153½, Dickinson St. 62½, Valley City St. 49, North Dakota School of Science 22, Bismarck JC 17.

60—McFadden (VC) 6.3, Samuels (M), Maland (J), Allmaras (J), Epps (M); **300**—Stack (VC) 32.9, Smestad (J), Henry (VC), Braunberger (J), Kudrna (D); **440**—Kellerman (B) 51.0, Derhak (NDS), Braunberger (J), Newman (M), Dockendorf (J); **600**—Jones (M) 1:14.9, Dolezal (D), Colling (J), Birrenkott (J), Bass (J); **880**—Everling (D) 1:57.3, Lindner (J), Smith (J), Henry (M), Carlasico (J); **MILE**—Bass (J) 4:20.9, Smith (J), Jore (M), Samuelson (J), Belcher (NDS); **2-MILE**—Jore (M) 9:33.6, Lindberg (J), Gallagher (M), Hawronsky (M), Flieth (J); **60-HH**—Samuels (M) 7.5, Hegland (J), Uhlrich (D), Hauge (M), Ruzicka (D).

HJ—Reinke (M) 6-4, Banna (NDS), Hack (J), Braunberger (J), tie Culver (D) and Haupt (M); **LJ**—Epps (M) 22-1¼, Hausia (J), Carlasico (J), Braunberger (J), Broker (M); **PV**—Johnson (M) 14-0, Piatz (J), tie Kessel (D) and Hovland (VC), Gillis (J); **SP**—Tischer (J) 53-1½, Pence (M), Rausch (VC), Paddock (D), Heidt (D); **TJ**—Johnson (J) 48-6¼, Hausia (J), Baldwin (M), Broker (M), Reinke (M).

RELAYS—**440**—Minot (Samuels, Gavitt, Epps, Cooper) 44.9, Jamestown, Dickinson, Valley City, Bismarck; **MILE**—Minot (Hanson, Jones, Cooper, Newman) 3:28.3, Jamestown, Dickinson, Bismarck, Valley City; **2-MILE**—Jamestown (Lindberg, Birrenkott, Carlasico, Lindner) 7:54.5, Dickinson, Minot, Valley City, North Dakota Science.

9th Northern Intercollegiate Conference Championships

SCORING—Moorhead St. 132, Winona St. 55, St. Cloud St. 27, SW Minnesota 9, Bemidji St. 8, Minn.-Duluth 6, Minn.-Morris 3.

60—Wright (W) 6.4, Kloss (MS), Koopman (MM), Scheinhaus (SW), Anderson (MS); **300**—Thompson (MS) 32.4, Oven (MS), Washington (W), Peterson (MS), Emmanuel (W); **600**—Solum (MS) 1:14.1, Washington (W), Thorvilson (MS), Cashman (W), Grelson (SC); **1000**—Renneisen (SC) 2:17.3, Beeson (MS), Brown (MS), Carter (MS), Mueller (W); **MILE**—Henderson (W) 4:17.0, Johnson (SC), Brown (MS), Graham (MS), Carter (MS); **2-MILE**—Nelsen (SC) 9:23.3, Klumpke (MS), Henderson (MS), Nordlund (MS), Taflin (B); **60-HH**—Nelson (MS) 7.6, Stensland (W), Tucker (MS), Biehl (SC), Fox (MS); **60-HH**—Nelson (MS) 7.3, Thorvilson (MS), Stensland (W), Tucker (MS), Waterhouse (MD).

HJ—Bergstrom (MS) 6-9, Tuseth (MS), Biehl (SC), Nelson (MS), Barber (W); **LJ**—Baker (MS) 22-8½, Lindell (MS), Welle (MS), Dobihal (W), Boston (SW); **PV**—Anderson (W) 14-3, Nelson (MS), Wolter (W), Church (MS), Cummins (SC); **SP**—Brandt (MS) 48-8¼, Anderson (MS), Bentele (SW), Johnson (B), LeFave (MD); **TJ**—Baker (MS) 48-9, Tucker (MS), Reed (SC), Dobihal (W), Schumacher (SC).

RELAYS—**MILE**—Moorhead St. (Thompson, Fox, Solum, Thorvilson) 3:26.7, Winona St., Minn.-Duluth, Bemidji St., SW Minnesota; **SPRINT MEDLEY**—Moorhead St. (Thompson, Oven, Kloss, Moss) 1:00.4, Winona St., Bemidji St., SW Minnesota, Minn.-Duluth.

1978 Meet: March 18, Winona State.

Ohio Athletic Conference Championships

SCORING—Baldwin-Wallace 122½, Mount Union 70, Otterbein 68, Ohio Wesleyan 61, Denison 37, Wooster 31½, Ohio Northern 24, Capital 20, Wittenberg 17, Marietta 16, Heidelberg 9, Muskingum 5, Kenyon 1.

50—Paul (Ot) 5.56, Merritt (Wi), Lomax (H) Peyton (Mu), Warfield (ON); **300**—Whitmore (Ot) 32.62, Joffierion (MtU), Arnold (B), Knetchel (C), Titus (OW); **440**—Smith (Ot) 50.53, Joffierion (MtU), Steele (OW); **880**—Titus (OW), Madson (B); **600**—Rissell (OW) 1:13.93, Knetchel (C), Weber (B), Ransby (Ot), Alexander (B); **1000**—Weber (B) 1:57.34, Alexander (B), Kirk (W), Kovach (B), McIntyre (MtU); **1000**—Bannon (B) 2:15.62, Cook (ON), Kovach (B), Smith (MtU), O'Brien (OW); **MILE**—Coy (B) 4:11.83, McIntyre (MtU), Kirk (W), Kempe (MtU), Menoskey (MtU);

2-MILE—Coy (B) 9:06.36, Dotson (MtU), Fawley (Ma), Hadley (Wi), Reedy (Wo); **50-HH**—Paschke (B) 6:55, Heun (B), Brianson (B), Rissell (OW), Goltz (MtU).

HJ—Biancone (Ot) 6-9½, tie Hearn (OW) and Jones (D), Cope (MtU), Thomas (B); **LJ**—Lewis (W) 22-¾, Lovett (Ma), McGarry (ON), Emerson (MtU), Deihl (Ot); **PV**—Atha (D) 14-6, Barth (D), Anderson (OW), Feindlein (OW), tie Balbo (B) and Reisley (Wo); **SP**—Tillotson (B) 51-8½, Meindl (C), Janiak (D), Hunsaker (Wi), McKeever (D); **TJ**—Phipps (Ob) 44-6¾, John (MtU), Lewis (O), Talpas (Ot), Gordon (Ob).

RELAYS—**800**—Otterbein (Whitmore, Meek, Edwards, Smith) 1:32.96, Ohio Wesleyan, Ohio Northern, Denison, Heidelberg; **MILE**—Baldwin-Whitace (Mapson, Chance, Boyer, Hammer) 3:26.30, Ohio Wesleyan, Mount Union, Otterbein, Marietta.

1978 Meet: March 10-11, Denison University.

Ohio Valley Conference

SCORING—Morehead St. 60½, Western Ky. 58, Austin Peay 49½, Murray St. 34, Middle Tenn. 29, East Tennessee 18½, Eastern Ky. 16½, Tennessee Tech 6½.

60—Williams (AP) 6-1, tie among Washington (Mo), B. Jones (Mo) and Moody (AP), tie among O. Jones (Mo), Sims (TT), Halstead (ET); **440**—Washington (Mo) 48.4, Stegal (MT), Wiggins (EK), Hicks (ET), Bridges (EK); **600**—Douglas (WK) 1:10.4, Wyche (Mo), Laga (AP), Pritchard (AP), Poleate (EK); **880**—Chines (Mu) 1:52.2, Lykes (AP), Willoughby (WK), Votaava (MT), Johnston (Mu); **1000**—Warren (Mu) 2:10.8, Kelley (Mo), Perry (MT), Keener (Mu), Tinius (WK); **MILE**—Staynings (WK) 4:06.5, Riddler (WK), Flynn (ET), Brewer (Mu), Long (WK); **2-MILE**—Ridler (WK) 8:49.2, Kenny (ET), Ahmed (AP), Green (WK), Brewer (Mu); **3-MILE**—Staynings (WK) 14:08.5, Long (WK), Finucane (ET), Slaughter (WK), Rutter (Mu); **60-HH**—O. Jones (Mo) 7-1, Fogarty (AP), Moore (EK), Payne (WK), Majors (MT).

HJ—Anderson (WK) 7-¾, Brown (AP), Parmley (Mo), Bradford (Mo), Schertz (Mo); **PV**—Richards (Mo) 16-1, Colives (AP), Zimmerman (AP), Woodell (Mo), Warner (MT); **SP**—Eddins (AP) 56-1¼, DeCardia (EK), Marksbury (Mu), Simmons (Mu), Akins (MT); **TJ**—Dupree (MT) 51-9¾, DoDoo (MT), Halim (ET), Brinson (TT).

RELAYS—**MILE**—Morehead St. 3:17.6, Eastern Ky., Austin Peay, Middle Tenn., Murray St.; **2-MILE**—Murray St. (Keener, Johnston, Warren, Mabbitt) 8:06.7, Morehead St., Western Ky., Austin Peay, Eastern Ky.

Old Dominion Athletic Conference

SCORING—Lynchburg 78, Washington & Lee 73, Bridgewater 68, Roanoke 10, Emory & Henry 1.

60—Crawford (L) 6.8, Harper (B), Banks (W), Smith (B), Farrell (R); **600**—Davis (B) 1:16.3, Hassinger (L), Samples (B), Norberg (W), Falvo (B); **1000**—Kidd (B) 2:17.5, Thomson (W), Brady (L), Gieson (R), Haga (E); **MILE**—Kidd (B) 4:29.9, Bird (W), Taylor (L), Hance (L), Weeks (W); **2-MILE**—Burns (W) 9:48.6, Jensen (R), Bodine (L), Weeks (W), Lansberry (B); **60-HH**—West (B) 8-1, Stroop (L), Brown (W), Brewer (L), Green (W).

HJ—Allamong (B) 6-2, Hendry (W), tie Brewer (L) and Freeman (L), Blades (B); **LJ**—Scott (W) 21-10, Allamong (B), Strosind (B), Crawford (L), Younger (B); **PV**—Freeman (L) 13-6, Spring (W), Campbell (W), Crawford (L); **SP**—Spencer (L) 47-10, Dunlay (W), Baker (B), Schweitzer (W), Tenan (L); **35-LB WT**—Dunlay (W) 43-3, Spencer (L), Phillips (W), Tenan (L), Ciucci (W); **TJ**—Crank (L) 43-10¾, Stroop (L), Strosind (B), Hoffman (W), Crawford (L).

RELAYS—**440**—Bridgewater (Harper, Horton, Younge, Davis) 46.7, Washington & Lee, Lynchburg; **MILE**—Bridgewater (Davis, West, Horton, Miller) 3:37.6, Washington & Lee, Lynchburg; **2-MILE**—Lynchburg (Phelps, Hassinger, Hance, Taylor) 8:34.7, Washington & Lee, Roanoke.

21st Southeastern Conference Championships

SCORING—Auburn 57, Tennessee 54½, Alabama 47½, Florida 32, Mississippi St. 25, Kentucky 10, Georgia 7, Louisiana St. 7.

60—Glance (Au) 5.9, Easley (Au), Young (T), Scott (L), Smith (Al); **440**—Smith (Au) 47.1, Jennings (MS), tie Gatson (Al) and Harris (T), Schlipf (Al); **600**—Otono (MS) 1:10.3, Wesley (Al), Morgan (T), Orungbemi (MS), Stringfellow (MS); **880**—James (T) 1:50.9, Alexander (F), Peffer (Au), Davis (L), Jackson (K); **1000**—Maiyo (F) 2:10.6, Lapp (T), Harrison (Al), Noe (K), McGuire (G); **MILE**—Maiyo (F) 4:00.8, Bolt (Al), Wright (T), Dipaola (G), Rogers (F); **2-MILE**—Bolt (Al) 8:42.5, Burrige (K), Baker (Au), Bromberg (Al), Watts (T); **60-HH**—Lewter (Au) 7-1, Walker (Au), Johnson (T), Darcus (T), Little (F).

HJ—Ott (F) 7-1, Barrineau (G), Pringle (F), Tarvin (Au), Valentine (Au); **LJ**—Easley (Au) 25-1½, Jordan (T), Walker (Au), Bazunu (MS), Glance (Au); **PV**—West (Al) 16-0, Gundlach (T), tie Wooder (T) and Malone (T), Glackman (Al); **SP**—England (Al) 62-5½, Cain (Al), Buchanan (Al), McIntosh (F), Schaffstall (Au); **TJ**—Jordan (T) 51-5¾, Easley (Au), Darby (MS), Briede (L), Negbenchor (MS).

RELAYS—**MILE**—Auburn (Walker, Frugoli, Lenter, Smith) 3:12.4, Mississippi St., Florida, Tennessee, Louisiana St.; **2-MILE**—Tennessee (Berryman, Wright, Lapp, James) 7:33.3, Alabama, Kentucky, Mississippi St., Auburn.

Southern Conference Championships

SCORING—East Carolina 67, William & Mary 66, Va. Military 58½, Furman 33, Appalachian St. 25½, Marshall 19-5/6, Western Carolina 10½, Citadel 7, Davidson 1.

60—Burton (W) 6-2, Melvin (EC), Suggs (EC), McNeal (VM), Rankin (EC); **440**—Alston (EC) 50.6, Moss (EC), Franklin (EC), Purdie (EC), Jordan (AS); **600**—Duckentield (EC) 1:12.1, Anderson (F), Freeman (EC), Schlickemeyer (VM), Chavis (EC); **880**—George (WM) 1:57.0, Willett (EC), Cropp (WM), Dotson (M), Horn (D); **1000**—Hopke (WM) 2:14.6, Coley (F), Rothschild (WM), Watts (M), Urquhart (EC); **MILE**—Wiggins (VM) 4:10.0, Cropp (WM), Weatherwax (VM), Blair (AS), Watts (M); **2-MILE**—Blour (AS) 9:04.0, Karpzyk (WC), Ellington (WM), Nolley (VM), Cole (F); **3-MILE**—Blair (AS) 14:26.2, Kline (M), Shater (M), Borch (F), Cohen (AS); **60-HH**—Rankin (EC) 7-2, Bridges (VM), Grimes (VM), Freeman (VM), Phillips (EC).

HJ—Schilling (WM) 6-10, Irving (WM), Robinson (VM), Minner (M), Terry (AS); **LJ**—Gibson (VM) 24-4, Grimes (VM), Jackson (EC), Anderson (F), Hodge (EC); **PV**—Lipinski (WM) 15-0, Thompson (M), Ward (AS), Crawford (WM), tie among West (WC), Mittendorf (M) and McLean (VM); **SP**—George (WM) 53-2, Tocci (C), Watson (EC), Hiles (F), Yannotti (AS); **35-LB WT**—George (WM) 49-3½, Willison (VM), Hiles (F), Watson (EC), Wertz (C); **TJ**—Grimes (VM) 51-¼, McIntyre (EC), Anderson (F), Perry (VM), Irving (WM).

RELAYS—**MILE**—East Carolina (Duckentield, Suggs, Moss, Melvin) 3:21.5, Furman, William & Mary, Va. Military, Appalachian St.; **2-MILE**—Furman (McCauley, D. Barker, Coley, P. Barker) 7:45.3, William & Mary, East Carolina, Marshall, Va. Military; **DISTANCE MEDLEY**—Va. Military (Roberts, Radford, Weatherwax, Wiggins) 10:12.7, Appalachian St., William & Mary, Furman, Marshall.

Southwest Conference Championships

SCORING—Houston 43½, Baylor 43, Texas A&M 41, Texas 38½, Rice 35, Arkansas 25, Texas Tech 9, Southern Methodist 4, Texas Christian 1.

60—Edmond (H) 6.25, Jones (T), Overstreet (H), Spence (T), Delancy (TC); **440**—Collins (B) 49.33, Nance (H), Doty (SM), Schnelle (R), Newsum (TT); **600**—Waugh (R) 1:13.15, Figgs (TAM), Harris (B), Norman (A), Mayes (TT); **880**—McClendon (B) 1:56.33, Brannen (TAM), Beyer (R), Archer (A), Seynaeve (H); **1000**—O'Shaughnessy (A) 2:06.75, Glass (TAM), Kennedy (B), Gingrich (R), Vogt (TAM); **MILE**—Craig (T) 4:10.5, Aspel (A), Novelli (R), Maldonado (T), Davidson (SM); **2-MILE**—Baker (A) 9:04.61, East (A), Froelich (R), Linares (T), Lautenslager (TT); **60-H**—Baker (TAM) 7-3¼, Studstill (T), King (R), Duncan (B), Saulsbury (B).

HJ—DeLorey (B) 7-1¼, tie Harvey (T) and Caldwell (H), Wimerley (B), Williams (A); **LJ**—Overstreet (H) 25-4¼, MacAndrews (TT), McKee (B), Jamerson (TAM), Caldwell (H); **PV**—Blair (TAM) 16-0, Ruehle (TAM), Dames (HT), Willits (H), Hems (T); **SP**—Coffman (H) 59-1¼, West (TAM), Baughman (H), Scott (TAM), Carter (TAM).

RELAYS—**MILE**—Texas (Nelson, Spence, Jackson, Jones) 3:19.38, Rice, Texas A&M, Baylor, Houston; **2-MILE**—Baylor (Beck, Kennedy, Martinez, Collins) 7:48.88, Texas, Rice, Houston, Texas Tech; **DISTANCE MEDLEY**—Rice (Gingrich, Ables, Tolbert, Novelli) 10:07.4, Texas, Baylor, Houston, Texas Tech.

1978 Meet: February 17, Tarrant County Convention Center, Ft. Worth, Texas.

Southwestern Athletic Conference

SCORING—Jackson St. 152, Southern 102, Texas Southern 69, Prairie View 58, Alcorn St. 38, Mississippi Valley 6, (Grambling 33—not eligible)

60—Woods (G) 6.0, Thomas (J), Joseph, Trott (J), Davenport (S); **440**—Duckworth (J) 49.2, tie Thomas (J) and Hall (S), Johnson (S), Marshall (TS); **600**—Epps (S) 1:12.0, Myles (J), Sheavers (TS), tie Isaacs (S) and August (S); **880**—Lee (J) 1:55.9, White (PV), Hunt (PV), Sanders (MV), Sanders (TS); **1000**—Lee (J) 2:12.4, Webster (TS), Mitchell (S), Daarvel (TS), Harris (G); **MILE**—Newman (TS) 4:24.4, Moore (AS), Mitchell (S), Hampton (AS), Hickey (TS); **2-MILE**—Myles (PV) 10:11.1, Hampton (AS), Newman (TS), Moore (AS), Haickey (TS); **60-HH**—McCraney (S) 7-3, Mosby (S), Jackson (J), Davenport (S), White (S).

HJ—Godwin (J) 6-8, Mitchell (PV), Stephen (S), Lane (PV); **LJ**—Trott (J) 24-1½, Parker (G), Benefield (S), Griffin (J), Combs (AS); **PV**—Swinton (J) 14-6, Griffin (J), Mayers (S), Lane (PV), Mosby (S); **SP**—Lyndy (TS) 53-6½, Walker (TS), Davenport (J), Norflett (PV), Taylor (J); **TJ**—Brimmer (J) 50-3, Reynolds (J), Combs (AS), Ray (TS), Cockeon (G).

RELAYS—**MILE**—Southern 3:17.9, Jackson St., Alcorn St., Texas Southern, Prairie View; **2-MILE**—Prairie View (Smith, White, Hunt, Johnson) 7:53.7, Jackson St., Southern, Grambling, Mississippi Valley.

Western Athletic Conference Championships

SCORING—Tex.-El Paso 153, Arizona St. 98, New Mexico 81, Brigham Young 79½, Colorado St. 45, Utah 34½, Arizona 26, Wyoming 9.

60—Williams (AS) 6:27, Frazier (AS), Evans (A), Sy (U), LaPorte (NM), **440**—Frazier (AS) 47:9, Darden (AS), Gerald Burl (AS), Gardner (U), Njoroge (T); **600**—Solomon (NM) 1:10.66, Frichtel (C), Taruru (W), Dramiga (NM), Morton (C); **880**—Kipkurgat (NM) 1:50.46, Munene (T), Ongaga (T), Frichtel (C), Murdock (B); **1000**—Kipkurgat (NM) 2:11.77, Munene (T), Romero (NM), Varnell (C), Hooper (C); **MILE**—Waigwa (T) 4:08.42, Munyala (T), Marsh (B), Woods (B), Neuenschwander (U); **2-MILE**—Waigwa (T) 8:45.72, Hernandez (B), Ortega (NM), Marsh (B), Grubbs (C); **3-MILE**—Hernandez (B) 13:34.89, Ortega (NM), Sirma (T), Grubbs (C), Bundy (C); **60-HH**—Kennedy (A) 7:35, Gary Burl (AS), Pfersdorf (A), Kokkonen (B), Jackson (AS).

HJ—Arney (AS) 7-0, Bliss (U), Berrett (B), Jackson (AS), tie Nielson (B) and Doxtater (NM); **LJ**—Asare (T) 25-0, Jackson (AS), Laniyan (T), Myers (C), Baxter (B); **PV**—Abada (T) 16-11¾, Vahlstrom (T), Haynie (AS), Barry (B), Hinton (U); **SP**—Almstrom (T) 62-9½, Nilsson (B), Walvik (T), Hart (U), Heide (AS); **TJ**—Laniyan (T) 51-4¾, Grimes (T), Hutchins (T), Bernhard (NM), Hay (U).

RELAYS—**MILE**—Arizona St. (Darden, McKenzie, Gerald Burl, Frazier) 3:13.27, New Mexico, Brigham Young, Utah, Arizona; **2-MILE**—Tex.-El Paso (Courtney, Zunig, Karuku, Ongaga) 7:41.89, New Mexico, Colorado St., Brigham Young, Utah; **DISTANCE MEDLEY**—Tex.-El Paso (Ongana, Njoroge, Munyala, Waigwa) 9:55.76, Brigham Young, Colorado St., Arizona St., Utah.

1978 Meet: February 17-18, Salt Palace, Salt Lake City, Utah.

Wisconsin State University Conference

SCORING—LaCrosse 171, Stevens Point 116, Whitewater 81, Eau Claire 76, Oshkosh 60, Platteville 33, Stout 13, River Falls 4, Superior 4.

60—Sitte (L) 6.4, Stepp (W), Bolton (SP), Rand (L), Mureh (EC); **300**—Sitte (L) 31.9, Bolton (SP), Jones (L), Harper (O), Nickash (L); **440**—B. Bonk (L) 50.0, Harper (O), D. Bonk (L), Smith (Su), Mille (SP); **600**—B. Bonk (L) 1:14.6, Hoelt (EC), Geiring (SP), Miller (SP), Boudette (SP); **880**—Jim Hanson (L) 1:57.8, Trzebiatowski (SP), Lobner (L), Ole Hoelt (EC), Bruggeman (L); **1000**—Dan Buntman (SP) 2:15.5, Bork (L), Ingold (L), Ramquist (P), Trzebiatowski (SP); **MILE**—Jim Hanson (L) 4:17.2, Herbert (EC), Knox (Su), Johnson (SP), Ruchibowski (L); **2-MILE**—Antezak (L) 9:16.1, Johnson (SP), Ingold (L), Stinzi (EC), Berg (Su); **70-HH**—Young (W) 8.9, Williams (W), Marshall (P), Carlson (EC), Sapa (P); **220-HH**—Yoss (W) 25.4, Young (W); **WILLIAMS** (W), Van Rossum (L), Cooper (EC); **2-MILE WALK**—Mazanes (P) 14:42.0, Byers (EC), Baker (EC), Rivall (St), Dierston (O).

HJ—Lee (L) 6-10½, Kreuter (W), Deras (EC), Galster (O), Adamzak (SP); **LJ**—Mueller (O) 22-6½, Holly (O), Rue (SP), Terry (L), Foote (O); **PV**—Schell (W) 14-6, tie Tim (EC) and Cook (EC), Polkow (EC), Neitesheim (W); **SP**—Walczak (L) 53-½, DelFatti (SP), Simmons (P), Knaust (W), Holm (SP); **TJ**—Rue (SP) 47-11½, Reid (SP), Cook (EC), Austin (W), Denil (O).

RELAYS—**880**—LaCrosse (McKinnon, Sitte, Jones, Terry) 1:32.0, Stevens Point, Oshkosh, Platteville, River Falls; **MILE**—LaCrosse (B. Bonk, Sitte, McKinnon, Woodbury) 3:24.5, Stevens Point, Oshkosh, Eau Claire, Whitewater.

1978 Meet: March 10-11, University of Wisconsin-Oshkosh.

Yankee Conference

SCORING—Connecticut 71½, Massachusetts 50, Boston U. 31, New Hampshire 22½, Rhode Island 22, Maine 16, Vermont 11.

60—Easton (B) 6.3, Palazzo (B), Saunders (C), Foreman (C), Howe (B); **600**—Demers (NH) 1:12.0, Windle (RI), Kelley (C), Janiak (B) Niles (C); **1000**—Clark (C) 2:11.8, Taylor (B), Hunt (Mas), Deroo (NH); **MILE**—Clark (C) 4:06.2, Farmer (Mas), Carroll (Mas), Roddin (Mai), Hague (RI); **2-MILE**—Reed (NH) 8:55.2, McGrall (Mas), Quinn (Mas), O'Neill (C), Panaccione (Mas); **60-HH**—Mahan (B) 7.3, Charron (RI), Lemay (C), Augeri (C), O'Reilly (C).

HJ—Augeri (C) 6-8, Boucher (C), Brown (B), Martens (C), Cumpstone (Mai); **LJ**—Slepetz (Mas) 22-5¾, Nolen (C), Butcher (RI), Emberly (V), Parsons (Mas); **PV**—Hartley (RI) 15-1¼, tie Thornton (C) and Marcotte (NH), Oms (C), Power (Mas); **SP**—White (C) 52-10¾, Walton (C), Lafrando (C), Melkonian (Mas), Wallace (C); **35-LB WT**—Porrizzo (NH) 58-8, Smolenski (B), Rines (Mai), Delahunt (C), Malavich (C); **TJ**—Parsons (Mas) 46-5¾, Emberly (V), Augeri (C), Mayer (Mas), Troy (C).

RELAYS—**MILE**—Maine (Nutt Tupper, Nick Tupper, Dyer, Gott), Massachusetts, Rhode Island, Vermont, Boston U.; **2-MILE**—Massachusetts (MacDougall, Farmer, O'Keefe, Healey) Maine, Vermont, Connecticut, Rhode Island.

1978 Meet: February 18, University of Rhode Island.

1976 Cross Country Championships

38th National Collegiate Championships

Denton, Texas, November 22, 1976

1976 CROSS COUNTRY ALL-COLLEGIATE TEAM

(First 25 Finishers)

Pos.	Name, Team	Time	Time
1	Rono, Washington St.	28:06.60	13 Hunt, Arizona
2	Kimombwa, Washington St.	28:16.78	14 Bickford, Northeastern
3	Virgin, Illinois	28:26.53	15 Sirna, Tex.-El Paso
4	Lindsay, Michigan St.	28:30.69	16 Williams, Oregon
5	Treacy, Providence	28:34.84	17 Redhair, Brigham Young
6	Waigwa, Tex.-El Paso	28:39.00	18 Cotton, Arizona
7	O'Shaughnessy, Arkansas	28:43.16	19 Meyer, Michigan
8	Maritim, Tex.-El Paso	28:46.37	20 Malley, Penn State
9	Chapa, Oregon	28:49.58	21 Flora, Northeastern
10	Munyala, Tex.-El Paso	28:52.79	22 Hodge, Lowell
11	Peterson, Georgetown	28:54.25	23 Staynings, Western Ky.
12	Kimeto, Washington St.	28:55.70	24 Marsh, Brigham Young
			25 Donakowski, Michigan

Pos.	Name, Team	Time	Time
26	Erhard, Montana	29:15.21	58 Stephens, Dartmouth
27	Alitz, Army	29:16.41	59 Murray, Washington
28	Lacey, Wisconsin	29:17.61	60 Baker, Auburn
29	Taylor, Oregon	29:18.81	61 Foley, Indiana
30	Bloom, Florida	29:19.67	62 Campbell, Harvard
31	Crane, Ohio State	29:20.53	63 Ellington, William & Mary
32	Ridler, Western Ky.	29:21.39	64 Eicken, Illinois
33	Addison, Tennessee	29:22.25	65 Taylor, Rutgers
34	Hulst, Cal.-Irvine	29:23.12	66 Langford, Fresno St.
35	Duits, Western Mich.	29:23.98	67 Savoie, Providence
36	Nansel, Drake	29:24.84	68 Baden, Penn State
37	Kenny, East Tennessee	29:25.70	69 Bourrier, Alabama
38	Plascencia, Minnesota	29:26.56	70 Kramer, Carleton
39	O'Shea, Providence	29:27.67	71 Cabanillas, Brigham Young
40	Munene, Tex.-El Paso	29:28.79	72 Burridge, Kentucky
41	Pinkowski, Villanova	29:29.90	73 Avey, Illinois
42	Duhaime, Colorado St.	29:31.01	74 Serna, Cal.-Irvine
43	Quinn, Massachusetts	29:32.12	75 Rose, Oklahoma St.
44	Pullen, San Diego St.	29:33.24	76 Cummins, Navy
45	Beeasley, Kansas St.	29:34.35	77 Walters, Illinois
46	Bolt, Alabama	29:35.51	78 Blue, San Diego St.
47	Pfeffer, Colorado	29:36.67	79 Naylor, Maryland
48	Rutter, Murray St.	29:37.83	80 Kollum, Richmond
49	Young, Tennessee	29:38.99	81 St. John, San Diego St.
50	Kvermo, Wyoming	29:40.16	82 Brewer, Murray St.
51	Centrowitz, Oregon	29:41.32	83 Novelli, Rice
52	Garcia, Tex.-El Paso	29:42.48	84 Christensen, Wichita St.
53	Sawyer, Southern Ill.	29:43.64	85 Shoots, Arizona
54	Hart, Brigham Young	29:44.80	86 Sonnenfeldt, Tennessee
55	Clary, Oregon	29:45.12	87 Barron, Navy
56	Matthews, Clemson	29:45.45	88 Caruso, Eastern Mich.
57	Esparza, Boise St.	29:45.77	89 Davsey, Tennessee
			90 Hunsaker, Colorado

SCORING—Texas-El Paso 62, Oregon 117, Washington St. 179, Brigham Young 182, Illinois 227, Tennessee 280, Arizona 324, San Diego St. 361, Providence 371, Arkansas 373, Wisconsin 379, Kentucky 409, Penn State 410, Western Ky. 424, Rutgers 431, Georgetown 437, Maryland 445, Michigan 456, Boise St. 457, Colorado 471, Villanova 486, East Tennessee St. 501, Harvard 505, Alabama 519, Navy 545, Eastern Mich. 552, Iowa State 595, Princeton 610, Southern Methodist 619, Southern Ill. 633, Rice 671, Dartmouth 692, Oklahoma 783, McNeese St. 829.

19th National Division II Championships

Springfield, Missouri, November 13, 1976

Pos.	Name, Team	Time	16 Bills, South Dakota St.	30:29
1	Serna, Cal.-Irvine	29:42	17 McInerney, Eastern Ill.	30:29
2	Hulst, Cal.-Irvine	29:42	18 Pfeil, Buffalo St.	30:30
3	Scott, Cal.-Irvine	29:42	19 White, SE Missouri	30:31
4	Prasuhn, SW Missouri	29:57	20 Birnbaum, Sacramento St.	30:31
5	Heesen, East Stroudsburg St.	30:03	21 Clear, Central Mo.	30:33
6	Tabb, Central Mo.	30:07	22 Koningh, Cal.-Irvine	30:34
7	Callison, SW Missouri	30:10	23 McHugh, Ill.-Chicago Circle	30:36
8	Eachus, Bloomsburg St.	30:13	24 Germano, Valdosta St.	30:39
9	Sheeran, Eastern Ill.	30:14	25 Martinez, Cal.-Davis	30:46
10	Orndoff, SW Missouri	30:19	26 Kuhman, SW Missouri	30:47
11	Littleton, Pitt.-Johnstown	30:20	27 Anderson, Mankato St.	30:49
12	Glidewell, Wright St.	30:23	28 Schroeder, Ill.-Chicago Circle	30:50
13	Christy, Eastern Ill.	30:26	29 Martin, Indiana (Pa.)	30:50
14	Cvrk, South Dakota	30:27	30 Kniola, Ill.-Chicago Circle	30:51
15	Bills, South Dakota St.	30:28	31 Fischer, South Dakota St.	30:52

SCORING—Cal.-Irvine 50, SW Missouri 73, Eastern Ill. 102, Ill.-Chicago Circle 141, South Dakota St. 227, Indiana (Pa.) 231, Wright St. 280, Central Mo. 286, Valdosta St. 286, St. Edwardsville 363, Cal.-Davis 364, Akron 365, South Dakota 373, St. Cloud St. 386, Mankato St. 429, Neb.-Omaha 441, SE Missouri 450, Mississippi Col. 455, Indiana Central 494, George Mason 507, Northern Iowa 511, Troy State 537, Northridge St. 541, Wayne St. 544, Western Ill. 558, North Dakota St. 579, NW Missouri 621.

4th National Division III Championships

Beachwood, Ohio, November 13, 1976

Pos.	Name, Team	Time	16 Roddy, Gettysburg	25:39
1	Kramer, Carleton	24:56	17 Bartels, Aquinas	25:40
2	Hodge, Lowell	25:04	18 Colley, Occidental	25:41
3	Copper, Augustana (Ill.)	25:16	19 Bashaw, North Central	25:42
4	Richardson, MIT	25:18	20 Peters, Humboldt St.	25:43
5	Coy, Baldwin-Wallace	25:25	21 Fischer, North Central	25:44
6	Henderson, Wheaton	25:27	22 Mitchell, North Central	25:47
7	Kummant, Case Reserve	25:28	23 Tucker, Glassboro St.	25:50
8	Donoghue, Brandeis	25:29	24 Kempainen, St. Olaf	25:51
9	Schultz, Keene St.	25:30	25 Fawley, Marietta	25:53
10	Piro, North Central	25:33	26 Ewigleben, Ferris St.	25:55
11	Strain, Millersville St.	25:34	27 Spear, Hamline	25:56
12	Oparowski, Bates	25:35	28 Louis, John Carroll	25:57
13	Fleming, Lowell	25:36	29 Weiler, Aquinas	25:58
14	Sharkey, Millersville St.	25:37	30 Johnston, Carleton	25:59
15	Hammer, Humboldt St.	25:38	31 Forster, Brandeis	26:01

SCORING—North Central 109, Humboldt St. 132, Brandeis 192, Carleton 203, Mount Union 253, Occidental 263, Ferris St. 285, Lowell 292, St. Olaf 310, Gettysburg 338, St. Thomas 346, Glassboro St. 362, Luther 367, Augustana (Ill.) 369, Tri-State 402, Rochester 431, Keene St. 451, SE Massachusetts 474, Slippery Rock St. 509, Case Reserve 517, Brockport St. 553, Hamline 556, Wheaton 604, St. John's (Minn.) 608, Hope 642, Neb.-Wesleyan 642, Otterbein 652, Mass. Inst. Tech 665, Marist 734, Carnegie Mellon 736, Grove City 745, Carthage 801, Ohio Wesleyan 802, Fredonia St. 831, York (Pa.) 857, Rochester Tech 1043, Allegheny 1055, Chicago 1092, Thiel 1138, Washington (Mo.) 1198, Duquesne 1251, Emory 1360.

15th USTFF National Championships

Course—6.1 miles, Madison, Wisconsin

SCORING—Wisconsin 37, Chicago TC 46, Western Michigan 113, Navy 131, Drake 143.
1. Slack (CTC) 29:41, 2. Bjorklund (CTC) 29:41, 3. Herold (Wis) 30:01, 4. Thomas (D) 30:02, 5. Randolph (Wis) 30:21, 6. Stintzi (Wis) 30:23, 7. Lacy (Wis) 30:29, 8. Ofsansky (Wis) 30:31, 9. Cvrk (South Dakota) 30:33, 10. Slater (Keg TC) 30:35.

RECORDS SECTION

On the following pages are listed the current official World, American, National Collegiate, National Collegiate Championship, National Junior College and High School Records.

World Records

Following are the official World Records as accepted by the International Amateur Athletic Federation as of press time.
NOTE—The IAAF voted in 1976 to abolish all records at imperial distances except for the mile, and to recognize only automatic times (to the hundredth of a second) in sprint events up to and including 400 meters in length and in hurdles.

RUNNING EVENTS

100-meter—9.95—Jim Hines (USA) Mexico City, Mex., Oct. 14, 1968.
200-meter—19.81—Don Quarric (Jamaica) Cali, Columbia, Aug. 3, 1971.
400-meter—43.86—Lee Evans (USA) Mexico City, Mex., Oct. 18, 1968.
800-meter—1:43.5—Alberto Juantorena (Cuba) Montreal, Canada, July 25, 1976.
1000-meter—2:13.9—Rick Wohlhuter (USA) Oslo, Norway, July 30, 1974.
1500-meter—3:32.2—Filbert Bayi (Tanzania) Christchurch, N.Z., Feb. 2, 1974.
2000-meter—4:56.2—Michael Jazy (France) St. Maur, France, Oct. 12, 1966.
3000-meter—7:35.2—Brendan Foster (G. B. & No. Ire.) Gateshead, England, Aug. 3, 1974.
5000-meter—13:13.0—Emiel Puttemans (Belgium) Brussels, Belgium, Sept. 20, 1972.
10,000-meter—27:30.8—David Bedford (G. B. & No. Ire.) London, England, July 13, 1973.
20,000-meter—57:31.8—Joe Hermens (Holland) Papendal, Holland, Sept. 28, 1975.
25,000-meter—1:14:16.8—Pekka Paivarinta (Finland) Oulu, Finland, May 15, 1975.
30,000-meter—1:31:30.4—Jim Alder (G. B. & No. Ire.) London, England, Sept. 5, 1970.
One-mile—3:49.4—John Walker (New Zealand) Goteborg, Sweden, Aug. 12, 1975.
One-hour—20,907m (12 miles, 1743 yards)—Joe Hermens (Holland) Papendal, Holland, Sept. 25, 1975.
3000-meter steeplechase—8:08.0—Anders Garderud (Sweden) Montreal, Canada, Sept. 28, 1976.

HURDLES

110-meter high—13.24—Rod Milburn (USA) Munich, W. Germany, Sept. 7, 1972.
400-meter intermediate—47.45—Edwin Moses (USA) Los Angeles, Calif., June 11, 1977.

WALKS

20,000-meter—1:24:45.0—Bernd Kannenberg (W. Germany) Hamburg, W. Germany, May 25, 1974.
Two-hour—27,153m—Bernd Kannenberg (W. Germany) Kassel, W. Germany, May 11, 1974.
30,000-meter—2:12:58.0—Bernd Kannenberg (W. Germany) Kassel, W. Germany, May 11, 1974.
50,000-meter—4:00:27.2—Gerhard Weidner (W. Germany) Hamburg, W. Germany, Apr. 8, 1973.

FIELD EVENTS

High jump—2.33 (7-7 $\frac{1}{2}$)—Vladimir Yashchenko (USSR) Richmond, Va., July 3, 1977.
Pole vault—5.70 (18-8 $\frac{1}{2}$)—Dave Roberts (USA) Eugene, Ore., June 22, 1976.
Long jump—8.90 (29-2 $\frac{1}{2}$)—Bob Beamon (USA) Mexico City, Mex., Oct. 18, 1968.
Triple jump—17.89 (58-8 $\frac{1}{2}$)—Joao Oliveira (Brazil) Mexico City, Mex., Oct. 15, 1975.
Shot put—22.00 (72-2 $\frac{1}{4}$)—Alexander Baryshnikov (USSR) Paris, France, July 10, 1976.
Discus throw—70.86 (232-6)—Mac Wilkins (USA) San Jose, Calif., May 1, 1976.
Hammer throw—79.30 (260-2)—Walter Schmidt (W. Germany) Frankfurt, W. G., Aug. 14, 1975.
Javelin throw—94.58 (310-4)—Miklos Nemeth (Hungary) Montreal, Canada, July 26, 1976.

RELAYS

400-meter—38.03—USA (Bill Collins, Steve Riddick, Cliff Wiley, Steve Williams) Dusseldorf, W. Ger., Sept. 3, 1977.
800-meter—1:21.5—Italy (F. Ossola, P. Abeti, L. Benedetti, P. Mennea) Barletta, Italy, July 21, 1972.
1600-meter—2:56.1—USA (V. Matthews, R. Freeman, L. James, L. Evans) Mexico City, Mex., Oct. 20, 1968.
3200-meter—7:08.6—West Germany (M. Kinder, W. Adams, D. Bogatzki, F. J. Kemper) Wiesbaden, W. G., Aug. 13, 1966.
6000-meter—14:49.0—Equipe de France (G. Vervoort, C. Nicolas, M. Jazy, J. Wadoux) St. Maur des Fosses, France, June 25, 1965.

DECATHLON

8618 points—Bruce Jenner (USA) Montreal, Canada, July 29-30, 1976.

American Records

Following are the official American Records for collegiate and Olympic track and field events as accepted by the Amateur Athletic Union of the United States. An American Record can be made by an American citizen competing anywhere in the world.

RUNNING EVENTS—IMPERIAL DISTANCES

100-yard—9.0—Ivory Crockett (Phila. Pioneer TC) Knoxville, Tenn., May 11, 1974.
220-yard—20.0—Tommy Smith (San Jose St.) Sacramento, Cal., June 11, 1966.
440-yard—44.5—John Smith (UCLA) Eugene, Ore., June 26, 1971.
880-yard—1:44.1—Rick Wohlhuter (Chicago TC) Eugene, Ore., June 8, 1974.
One-mile—3:51.1—Jim Ryun (Jayhawk AC) Bakerfield, Cal., June 23, 1967.
Two-mile—8:17.2—Marty Liquori (NYAC) Stockholm, Sweden, July 17, 1975.
Three-mile—12:51.4—Steve Prefontaine (Oregon TC) Eugene, Ore., June 8, 1974.
Six-mile—26:51.8—Steve Prefontaine (Oregon TC) Eugene, Ore., Apr. 27, 1974.

RUNNING EVENTS—METRIC DISTANCES

100-meter—9.95—Jim Hines (USA) Mexico City, Mexico, Oct. 14, 1968.
200-meter—19.83—Tommy Smith (Olympic Team) Mexico City, Mex., Oct. 18, 1968.
400-meter—43.88—Lee Evans (Olympic Team) Mexico City, Mex., Oct. 18, 1968.
800-meter—1:43.9—Rick Wohlhuter (Chicago TC) Los Angeles, Cal., June 22, 1974 and Stockholm, Sweden, July 18, 1974.
1500-meter—3:33.1—Jim Ryun (Kansas) Los Angeles, Cal., July 8, 1967.
5000-meter—13:16.0—Marty Liquori (FAA) Dusseldorf, W. Ger., Aug. 24, 1977.
10,000-meter—27:43.6—Steve Prefontaine (Oregon TC) Eugene, Ore., Apr. 27, 1974.
3000-meter steeplechase—8:21.6—Henry Marsh (USA) Stockholm, Sweden, July 5, 1977.

HURDLES

120-yard high—13.0—Rod Milburn (Southern U.) Eugene, Ore., June 25, 1971 and Eugene, Ore., June 20, 1973.
110-meter high—13.1—Rod Milburn (Southern U.) Zurich, Switzerland, July 6, 1973 and Siena, Italy, July 22, 1973.
400-meter intermediate—47.45—Edwin Moses (USA) Los Angeles, Calif., June 11, 1977.
440-yard intermediate—48.7—Jim Bolding (Pacific Coast Club) Turin, Italy, July 24, 1974.

FIELD EVENTS

High jump—2.32 (7-7½)—Dwight Stones (Long Beach St.) Philadelphia, Pa., Aug. 4, 1976.
Pole vault—5.70 (18-8¾)—Dave Roberts (Florida TC) Eugene, Ore., June 22, 1976.
Long jump—8.90 (29-2½)—Bob Beamon (Olympic Team) Mexico City, Mex., Oct. 18, 1968.
Triple jump—17.21 (56-5½)—Tommy Haynes (Presidio) Mexico City, Mex., Oct. 15, 1975.
Shot put—21.85 (71-8½)—Terry Albritton (Hawaii) Honolulu, Ha., Feb. 21, 1976.
Discus throw—70.86 (232-6)—Mac Wilkins (Pacific Coast Club) San Jose, Cal., May 1, 1976.
Hammer throw—71.92 (235-11)—Edward Burke (So. Cal. Striders) Bakersfield, Cal., June 22, 1967.
Javelin throw—91.44 (300-0)—Mark Murro (Arizona St.) Tempe, Ariz., Mar. 27, 1970.

RELAYS

440-yard—39.0—Santa Clara Youth Village (B. Gaines, K. Clayton, J. Williams, T. Smith) Los Angeles, Cal., June 7, 1968.
880-yard—1:21.7—Texas A&M (Donny Rogers, Rockie Woods, Marvin Mills, Curtis Mills) Des Moines, Ia., Apr. 24, 1970; Tennessee (Lamar Preyor, Ronnie Harris, Jerome Morgan, Reggie Jones) Knoxville, Tenn., Apr. 10, 1976; Arizona St. (Gerald Burl, Gary Burl, Tony Darden, Herman Frazier) Austin, Tex., Apr. 1, 1977.
One-mile—3:02.4—United States Team (Ronnie Ray, Robert Taylor, Maurice Peoples, Stan Vinson) Durham, N.C., July 19, 1975.
Two-mile—7:10.4—Chicago TC (Tom Bach, Ken Sparks, Lowell Paul, Rick Wohlhuter) Durham, N.C., May 12, 1973.
Four-mile—16:14.4—Manhattan (Peter Squires, Matt Centrowitz, Joseph Savage, Tony Colan) Philadelphia, Pa., Apr. 27, 1974.
Distance medley—9:31.8—Kansas State (Clardy Vinson, Mike Lee, Rick Hitchcock, Jerome Howe) Des Moines, Ia., Apr. 29, 1972.
400-meter—38.03—USA (Bill Collins, Steve Riddick, Cliff Wiley, Steve Williams) Dusseldorf, W. Ger., Sept. 3, 1977.
1600-meter—2:56.1—U.S. Olympic Team (Vince Matthews, Ron Freeman, Larry James, Lee Evans) Mexico City, Mex., Oct. 20, 1968.

OTHER EVENTS

Decathlon—8618 points—Bruce Jenner (Olympic Team) Montreal, Canada, July 29-30, 1976.
Pentathlon—3764 points—Bill Toomey (So. Cal. Striders) Westbrook, Me., July 8, 1964.

NCAA Collegiate Records

Made by undergraduate collegiate competitors from four-year, degree granting institutions, representing a varsity team (freshmen included if representing the varsity team) of their institutions or a United States national team, and accepted by the Track and Field Committee of the NCAA. Athletes are considered to be collegians throughout their four years of competition, summer vacations, and through September 1 after the date of graduation. Claims for National Collegiate records should be sent to the Chairman of the NCAA Track and Field Committee on the prescribed form which may be obtained from the Chairman.

RUNNING EVENTS—IMPERIAL DISTANCES

100-yard—9.1—James Hines (Tex. Southern) Houston, Tex., May 13, 1967; Charles Greene (Nebraska) Provo, Utah, June 15, 1967; John Carlos (San Jose St.) Fresno, Cal., May 10, 1969.
200-yard—20.0—Tommy C. Smith (San Jose St.) Sacramento, Cal., June 11, 1966.
440-yard—44.5—John Smith (UCLA) Eugene, Ore., June 26, 1971.
880-yard—1:45.9—Byron Dyce (New York U.) Knoxville, Tenn., June 21, 1969.
One-mile—3:51.1—Jim Ryun (Kansas) Bakersfield, Cal., June 23, 1967.
Two-mile—8:24.8—Steve Prefontaine (Oregon) London, England, Sept. 15, 1972.
Three-mile—12:53.0—Gerry Lindgren (Washington St.) Seattle, Wash., May 14, 1966.
Six-mile—27:06.8—John Ngeno (Washington St.) Helsinki, Finland, June 27, 1974.

RUNNING EVENTS—METRIC DISTANCES

100-meter—9.9—Ronnie Ray Smith (San Jose St.) Sacramento, Cal., June 20, 1968; Rey Robinson (Florida A&M) Eugene, Ore., June 1, 1972; Harvey Giance (Auburn) Columbia, S.C., Apr. 3, 1976 and Baton Rouge, La., May 1, 1976.
200-meter—20.0—Tommy C. Smith (San Jose St.) Sacramento, Cal., June 11, 1966; Larry Black (N.C. Central) Billings, Mont., June 2, 1972.
400-meter—43.8—Lee Evans (San Jose St.) Mexico City, Mex., Oct. 18, 1968.
800-meter—1:44.3—Dave Wottle (Bowling Green) Eugene, Ore., July 2, 1972.
1500-meter—3:33.1—Jim Ryun (Kansas) Los Angeles, Cal., July 8, 1967.
5000-meter—13:22.8—Steve Prefontaine (Oregon) Eugene, Ore., July 9, 1972.
10,000-meter—27:59.4—Craig Virgin (Illinois) Eugene, Ore., June 22, 1976.
3,000-meter steeplechase—8:23.2—Doug Brown (Tennessee) Knoxville, Tenn., May 11, 1974.

HURDLES

120-yard high—13.0—Rod Milburn (Southern U.) Eugene, Ore., June 25, 1971 and Eugene, Ore., June 20, 1973.
110-meter high—13.2—Earl McCulloch (Southern Cal) Minneapolis, Minn., July 16, 1967; Rod Milburn (Southern U.) Munich, W. Germany, Sept. 7, 1972.
440-yard intermediate—48.8—Ralph Mann (Brigham Young) Des Moines, Ia., June 20, 1970.
400-meter intermediate—47.64—Edwin Moses (Morehouse) Montreal, Canada, July 25, 1976.

AUTOMATIC TIMING RECORDS

100-yard—9.21—Charles Greene (Nebraska) Provo, Utah, June 16, 1967.
100-meter—10.05—Bob Hayes (Florida A&M) Tokyo, Japan, Oct. 15, 1964.
200-meter—20.19—Larry Black (N.C. Central) Munich, W. Germany, Sept. 4, 1972.
220-yard—20.26—Tommy Smith (San Jose St.) Provo, Utah, June 17, 1967.
400-meter—43.86—Lee Evans (San Jose St.) Mexico City, Mex., Oct. 18, 1968.
440-yard—45.11—Maurice Peoples (Arizona St.) Baton Rouge, La., June 9, 1973.
120-yard high hurdles—13.24—Rod Milburn (Southern U.) Munich, W. Germany, Sept. 7, 1972.
110-meter high hurdles—13.24—Rod Milburn (Southern U.) Munich, W. Germany, Sept. 7, 1972.
400-meter intermediate—47.64—Edwin Moses (Morehouse) Montreal, Canada, July 25, 1976.
440-yard intermediate—49.63—Robert Primeaux (Texas) Baton Rouge, La., June 9, 1973.
Decathlon—8079 points—Raimo Pihl (Brigham Young) Provo, Utah, June 3-4, 1975.

FIELD EVENTS

High jump—2:31 (7-7)—Dwight Stones (Long Beach St.) Philadelphia, Pa., June 5, 1976.
Pole vault—5.67 (18-7¼)—Earl Bell (Arkansas St.) Wichita, Kan., May 29, 1976.
Long jump—8.34 (27-4¼)—Randy Williams (Southern Cal) Munich, W. Germany, Sept. 8, 1972.
Triple jump—17.00 (55-9¼)—Pertti Pousi (Brigham Young) Koutance, Finland, June 23, 1968.
Shot put—21.85 (71-8½)—Terry Albritton (Hawaii) Honolulu, Ha., Feb. 21, 1976.
Discus throw—65.16 (213-9)—James R. Matson (Texas A&M) College Station, Tex., Apr. 8, 1967.
Hammer throw—70.48 (231-3)—Al Schoterman (Kent State) Eugene, Ore., June 2, 1972.
Javelin throw—91.44 (300-0)—Mark Murro (Arizona St.) Tempe, Ariz., Mar. 27, 1970.

RELAYS

- 440-YARD**—38.6—Southern Cal (Earl McCullough, Fred Kuller, O. J. Simpson, Lennox Miller) Provo, Utah, June 17, 1967.
880-yard—1:20.7—Southern Cal (Don Quarrie, Leon Brown, Edesel Garrison, Willie Deckard) Fresno, Cal., May 13, 1972.
One-mile—3:03.1—N. C. Central (Melvin Bassett, Robert Ouko, Julius Sang, Larry Black) Philadelphia, Pa., Apr. 29, 1972.
Two-mile—7:16.3—Kansas St. (Dale Alexander, David Peterson, Robert Barratti, Ken Swenson) Des Moines, Ia., Apr. 24, 1970.
Four-mile—16:09.0—Oregon (Archie San Romani, Vic Reeve, Keith Forman, Dyrton Burleson) Fresno, Cal., May 12, 1962.
Sprint medley—3:14.8—N. C. Central (Julius Sang, Larry Black, Jeff Horsley, Robert Ouko) Philadelphia, Pa., Apr. 29, 1972.
Distance medley—9:28.2—Villanova (Ken Schappert, Greg Eckman, Tom Greagan, Eamonn Coghlan) Philadelphia, Pa., Apr. 25, 1975.
480-yard shuttle hurdles—55.6—Southern U. (Jarvis White, James McCrone, Audwin Mosby, Ricky Davenport) Apr. 23, 1977.

DECATHLON

- 8089 points**—C. K. Yang (UCLA) Walnut, Cal., Apr. 27-28, 1963.

National Collegiate Championship Records

The best performances made in the annual National Collegiate Athletic Association Track and Field (Outdoor and Indoor) Championships and accepted by the NCAA Track and Field Committee. When the best time over a longer imperial distance is better than the best time in the corresponding metric event, the record over the longer distance stands and is indicated by an asterisk.

Division I

OUTDOOR RECORDS

RUNNING EVENTS—IMPERIAL DISTANCES

- 100-yard**—9.1—Charles Greene (Nebraska) Provo, Utah, June 15, 1967.
220-yard—20.2—Tommie Smith (San Jose St.) Provo, Utah, June 15, 1967; John Carlos (San Jose St.) Knoxville, Tenn., June 21, 1969.
440-yard—44.7—Curtis Mills (Texas A&M) Knoxville, Tenn., June 21, 1969.
880-yard—1:45.9—Byron Dyce (New York U.) Knoxville, Tenn., June 21, 1969.
One-mile—3:57.1—Dave Wottle (Bowling Green) Baton Rouge, La., June 9, 1973.
Three-mile—13:05.3—Steve Prefontaine (Oregon) Baton Rouge, La., June 9, 1973.
Six-mile—27:43.1—Garry Bjorklund (Minnesota) Seattle, Wash., June 18, 1971.

RUNNING EVENTS—METRIC DISTANCES

- 100-meter**—10.0—Warren Edmonson (UCLA) Eugene, Ore., June 2, 1972; Cliff Branch (Colorado) Eugene, Ore., June 2, 1972.
***200-meter**—20.2—Tommie Smith (San Jose St.) Provo, Utah, June 15, 1967; John Carlos (San Jose St.) Knoxville, Tenn., June 21, 1969.
***400-meter**—44.5—John Smith (UCLA) Eugene, Ore., June 3, 1972.
800-meter—1:45.19—Mark Enyeart (Utah St.) Champaign, Ill., June 4, 1977.
1500-meter—3:37.01—Eamonn Coghlan (Villanova) Philadelphia, Pa., June 5, 1976.
5000-meter—13:31.4—Steve Prefontaine (Oregon) Eugene, Ore., June 3, 1972.
10,000-meter—28:10.27—Samson Kimombwa (Wash. St.) Champaign, Ill., June 3, 1977.
3000-meter steeplechase—8:24.86—James Munyala (Tex.-El Paso) Philadelphia, Pa., June 5, 1976.

HURDLES

- 120-yard high**—13.1—Rod Milburn (Southern U.) Baton Rouge, La., June 8, 1973.
110-meter high—13.3—Thomas Hill (Arkansas St.) Eugene, Ore., June 2, 1972.
440-yard intermediate—48.8—Ralph Mann (Brigham Young) Des Moines, Ia., June 20, 1970.
400-meter intermediate—48.55—Quentin Wheeler (San Diego St.) Philadelphia, Pa., June 5, 1976.

FIELD EVENTS

- High jump**—2.31 (7-7)—Dwight Stones (Long Beach St.) Philadelphia, Pa., June 5, 1976.
Pole vault—5.52 (18-1¼)—Earl Bell (Arkansas St.) Philadelphia, Pa., June 5, 1976.
Long jump—8.20 (26-11)—Charleton Ehizuelen (Illinois) Provo, Utah, June 6, 1975.
Shot put—21.33 (70-0)—Hans Hoglund (Tex.-El Paso) Provo, Utah, June 6, 1975.
Discus throw—62.34 (204-6)—Mac Wilkins (Oregon) Baton Rouge, La., June 8, 1973.
Hammer throw—70.48 (231-3)—Al Schoterman (Kent State) Eugene, Ore., June 2, 1972.
Javelin throw—85.28 (279-9)—Sam Colson (Kansas) Baton Rouge, La., June 9, 1973.
Triple jump—16.86 (55-3¼)—Ron Livers (San Jose) Champaign, Ill., June 4, 1977.

RELAYS

- 440-yard**—38.6—Southern Cal (Earl McCullough, Fred Kuller, O. J. Simpson, Lennox Miller) Provo, Utah, June 17, 1967.
***400-meter**—38.6—Southern Cal (Earl McCullough, Fred Kuller, O. J. Simpson, Lennox Miller) Provo, Utah, June 17, 1967.
One-mile—3:03.4—UCLA (John Smith, Len Van Hofwegen, Andy Young, Wayne Collett) Knoxville, Tenn., June 21, 1969.
***1600-meter**—3:03.4—UCLA (John Smith, Len Van Hofwegen, Andy Young, Wayne Collett) Knoxville, Tenn., June 21, 1969.

DECATHLON

- 8079 points**—Raimo Pihl (Brigham Young) Provo, Utah, June 3-4, 1975.

INDOOR RECORDS

RUNNING EVENTS

- 60-yard**—5.9—Herb Washington (Michigan St.) Detroit, Mich., Mar. 14, 1970.
440-yard—47.0—Larry James (Villanova) Detroit, Mich., Mar. 16, 1968.
600-yard—1:09.4—Martin McGrady (Central St., O.) Detroit, Mich., Mar. 12, 1966.
880-yard—1:48.9—David Patrick (Villanova) Detroit, Mich., Mar. 11, 1967.
1000-yard—2:07.29—Mark Belger (Villanova) Detroit, Mich., Mar. 13, 1976.
One-mile—3:58.5—James Ryun (Kansas) Detroit, Mich., Mar. 11, 1967.
Two-mile—8:24.83—Henry Rono (Wash. St.) Detroit, Mich., March 12, 1977.
Three-mile—13:14.4—John Ngeno (Washington St.) Detroit, Mich., Mar. 15, 1975.

HURDLES

- 60-yard high**—6.9—Thomas Hill (Arkansas St.) Detroit, Mich., Mar. 14, 1970; Rod Milburn (Southern U.) Detroit, Mich., Mar. 9, 1973 and Mar. 10, 1973.

FIELD EVENTS

- High jump**—2.23 (7-3¼)—Greg Joy (Texas-El Paso) Detroit, Mich., March 12, 1977.
Pole vault—5.19 (18-¼)—Earl Bell (Arkansas St.) Detroit, Mich., Mar. 13, 1976.
Long jump—8.30 (27-2¾)—Bob Beamon (Tex.-El Paso) Detroit, Mich., Mar. 15, 1968.
Shot put—20.67 (67-9¾)—Hans Hoglund (Tex.-El Paso) Detroit, Mich., Mar. 14, 1975.
35-lb. weight—21.91 (71-10¾)—Jacques Accanbray (Kent State) Detroit, Mich., Mar. 8, 1974.
Triple jump—16.86 (55-4)—Arnold Grimes (Tex.-El Paso) Detroit, Mich., Mar. 14, 1975.

RELAYS

- One-mile**—3:14.0—Seton Hall (Alfred Daley, Charles Joseph, Art Cooper, Howard Brock) Detroit, Mich., Mar. 9, 1974.
Two-mile—7:25.7—Kansas (Dennis Stewart, Jim Niehouse, Roger Kathol, Brian McElroy) Detroit, Mich., Mar. 14, 1970.
Distance medley (440-880-1320-mile)—9:43.11—Texas-El Paso (Fred Ongaga, Paul Njoroge, Frank Muncene, James Munyala) Detroit, Mich., March 12, 1977.

Division II

RUNNING EVENTS—IMPERIAL DISTANCES

- 100-yard**—9.3—Darel Newman (Fresno St.) Fresno, Cal., June 13, 1964; Steve Riddick (Norfolk St.) Crawfordsville, Ind., June 1, 1973; Clarence Edwards (Cal Poly SLO) Sacramento, Cal., May 30, 1975.
220-yard—20.5—Bob Hayes (Florida A&M) Fresno, Cal., June 13, 1964.
440-yard—45.9—Larance Jones (NE Missouri) Charleston, Ill., May 31, 1974.
880-yard—1:48.3—Jay Fabian (Ashland) Sacramento, Cal., June 12, 1971.
One-mile—4:02.5—Tom O'Hara (Loyola) Chicago, Ill., June 13, 1963.
Three-mile—13:33.0—Garry Bentley (S. Dakota St.) Charleston, Ill., May 31, 1974.
Six-mile—28:28.6—Chuck Smead (Humboldt St.) Crawfordsville, Ind., June 1, 1973.

RUNNING EVENTS—METRIC DISTANCES

- 100-meter**—10.0—Steve Riddick (Norfolk St.) Ashland, O., May 26, 1972.
200-meter—20.5—Bob Hayes (Florida A&M) Fresno, Cal., June 13, 1964.
400-meter—45.8—Larance Jones (NE Missouri) Ashland, O., May 27, 1972.
800-meter—1:48.3—Jay Fabian (Ashland) Sacramento, Calif., June 12, 1971; Eugene Weis (Montclair St.) Ashland, O., May 27, 1972.
1500-meter—3:46.36—Steve Scott (Cal.-Irvine) Slippery Rock, Pa., May 29, 1976.
5000-meter—14:23.5—Gordon Minty (Eastern Mich.) Ashland, O., May 27, 1972.
10,000-meter—29:29.6—Gordon Minty (Eastern Mich.) Ashland, O., May 26, 1972.
3000-meter steeplechase—8:51.1—Ed Haver (Cal.-Davis) Sacramento, Cal., June 12, 1971.

HURDLES

- 110-meter high**—13.8—Mike Bettiga (Humboldt St.) Ashland, O., May 26, 1972.
120-yard high—13.2—Rod Milburn (Southern U.) Crawfordsville, Ind., June 1, 1973.
400-meter intermediate—50.52—Randolph Williams (Kentucky St.) Slippery Rock, Pa., May 29, 1976.
440-yard intermediate—50.8—Carl Stevenson (Southern U.) Charleston, Ill., May 31, 1974.

FIELD EVENTS

- High jump**—2.19 (7-2½)—Dave Haber (Hayward St.) Fargo, N.D., May 28, 1977.
Pole vault—5.18 (17.0)—Mike Sabatino (Cal.-Irvine) Fargo, N.D., May 28, 1977.
Long jump—7.92 (26.0)—Sid Nickolas (Fresno St.) Fresno, Cal., June 13, 1964.
Shot put—18.62 (61-1)—Doug Arendell (Western Ill.) Crawfordsville, Ind., June 1, 1973.
Discus throw—58.78 (192-10)—Charles Shipman (Pembroke St.) Slippery Rock, Pa., May 29, 1976.
Hammer throw—62.54 (205-2)—Frank Bredice (Southern Conn.) Ashland, O., May 26, 1972.
Javelin throw—78.82 (258-7)—Anthony Hall (Norfolk St.) Crawfordsville, Ind., June 2, 1973.
Triple jump—16.38 (53-9)—John Craft (Eastern Ill.) Ashland, O., June 13, 1969.

RELAYS

- 440-yard and 400-meter**—39.4—Norfolk St. (William Cuffee, Steve Riddick, Zack Rodger, Condie Pugh) Ashland, O., May 27, 1972.
One-mile and 1600-meter—3:07.5—Adelphi (Ray Lee, Keith Davis, Dennis Walker, Clyde McPherson) Sacramento, Cal., June 12, 1971.

DECATHLON

- 7621 points**—Mauricio Bordaes (Cal.-Irvine) Fargo, N.D., May 24-25, 1977.

Division III

RUNNING EVENTS—IMPERIAL DISTANCES

- 100-yard**—9.6—James Gilkes (Fisk) Charleston, Ill., May 29, 1974.
220-yard—20.7—James Gilkes (Fisk) Charleston, Ill., May 31, 1974.
440-yard—47.3—Kip Korir (Coe) Charleston, Ill., May 31, 1974.
880-yard—1:50.71—Barry King (Ashland) Berea, O., May 31, 1975.
One-mile—4:04.46—Scott Barrett (North Central) Charleston, Ill., May 31, 1974.
Three-mile—13:54.6—David Moller (Rochester) Charleston, Ill., May 31, 1974.
Six-mile—29:30.8—Glenn Behnke (North Central) Charleston, Ill., May 31, 1974.

RUNNING EVENTS—METRIC DISTANCES

- 100-meter**—10.4—Paul Brown (Westmont) Grand Rapids, Mich., May 27, 1977.
200-meter—20.7—James Gilkes (Fisk) Charleston, Ill., May 31, 1974.
400-meter—46.8—Aubrey Wilson (Fisk) Chicago, Ill., May 29, 1976.
800-meter—1:49.3—Barry King (Ashland) Chicago, Ill., May 29, 1976.
1500-meter—3:46.9—Chris Horton (Brandeis) Chicago, Ill., May 29, 1976.
5000-meter—14:23.5—Domenic Finelli (Brandeis) Chicago, Ill., May 29, 1976.
10,000-meter—29:46.8—Brian Reinhold (Brandeis) Chicago, Ill., May 28, 1976.
3000-meter steeplechase—8:48.4—Gordon Innes (Humboldt St.) Grand Rapids, Mich., May 28, 1977.

HURDLES

- 120-yard high**—14.42—Roger Retherford (Otterbein) Chicago, Ill., May 28, 1976.
110-meter high—13.8—Edwin Moses (Morehouse) Grand Rapids, Mich., May 27, 1977.
440-yard intermediate—52.15—Fred Hintlian (Tufts) Berea, O., May 31, 1975.
400-meter intermediate—49.59—Edwin Moses (Morehouse) Grand Rapids, Mich., May 28, 1977.

FIELD EVENTS

- High jump**—2.11 (6-11)—Rudy Beaver (Occidental) Grand Rapids, Mich., May 27, 1977.
Pole vault—4.73 (15-6¼)—Kevin French (Westmont) Chicago, Ill., May 29, 1976.
Long jump—7.82 (25-8)—David Boyd (Fisk) Charleston, Ill., May 30, 1974.
Shot put—17.94 (58-10½)—John Dupuis (Worcester St.) Chicago, Ill., May 29, 1976.
Discus throw—54.62 (179-2)—Jim Howard (Westmont) Chicago, Ill., May 29, 1976.
Hammer throw—58.09 (190-7)—Mark Linscheid (Lowell) Grand Rapids, Mich., May 27, 1977.
Javelin throw—73.06 (239-8)—Bob Orell (Pomona-Pitzer) Berea, O., May 30, 1975.
Triple jump—15.21 (49-11)—Anthony Palumbo (Rochester) Charleston, Ill., May 31, 1974.

RELAYS

- 440-yard**—41.1—Mount Union (Milt Snodgrass, Chuck Larsuel, Mike Williams, Clint Algure) Charleston, Ill., May 31, 1974.
400-meter—40.71—Southern (N.O.) (Lloyd Langford, Clyde Rice, Gerald Robinson, Joe Franklin) Grand Rapids, Mich., May 28, 1977.
One-mile—3:12.38—Southern U. (N.O.) (Herman Verdin, Donald Clark, Leon Smothers, Lary Williams) Berea, O., May 31, 1975.
1600-meter—3:10.67—Stanislaus St. (Tan Seale, Russel Nelson, V. J. Rempel, Leighton Hope) Grand Rapids, Mich., May 28, 1977.

DECATHLON

- 7550 points**—Tony Hale (Fisk) Grand Rapids, Mich., May 24-25, 1977.

National Junior College Records

Made by competitors attending a two-year college and accepted by the National Joint Junior College Track Records Committee. Claims for National Junior College records should be submitted to Dave Kamanski, Cerritos College, Norwalk, Cal., or George Killian, National Junior College Athletic Association, Hilton Inn, Hutchinson, Kan.

RUNNING EVENTS

- 100-yard**—9.2—Doug Hawken (Glendale, Ariz.) 1969.
220-yard—20.6—Mel Gray (Fort Scott) Pittsburg, Kan., Apr. 9, 1968; Wardell Gilbreath (New Mexico JC) 1973.
440-yard—45.8—Karl Farmer (L.A. Southwest) Bakersfield, Cal., June 15, 1973.
880-yard—1:48.0—James Robinson (Laney) Bakersfield, Cal., May 25, 1974.
One-mile—3:56.1—Neill Duggan (Allan Hancock) San Diego, Cal., June 11, 1966.
Two-mile—8:43.6—Terry Cotton (Grossmont) Irvine, Cal., Mar. 23, 1975.
Three-mile—13:31.4—Arthur Redhair (Central Ariz.) San Diego, Cal., Apr. 10, 1976.
Six-mile—28:05.6—Kirk Pfeiffer (Grossmont) Irvine, Cal., Mar. 28, 1976.
3000-meter steeplechase—8:51.6—Henry Perez (San Joaquin Delta) Bakersfield, Cal., Apr. 3, 1976.

HURDLES

- 120-yard high**—13.5—Charles Rick (L.A. Southwest) San Diego, Cal., May 22, 1971.
440-yard intermediate—50.6—John Rudd (Pasadena) Fresno, Cal., May 8, 1976.

FIELD EVENTS

- High jump**—2.21 (7-3)—Kyle Arney (Glendale, Ariz.) Pasadena, Tex., May 22, 1976.
Pole vault—5.28 (17-4)—Charlie Brown (El Camino) Citrus, Calif., May 14, 1977.

Long jump—7.99 (26-2¾)—Henry Hines (Sacramento) Fresno, Cal., May 10, 1969.
Shot put—19.15 (62-10)—Ron Semkiw (Mesa, Ariz.) Pasadena, Tex., May 24, 1975.
Discus throw—59.38 (194-10)—Steve Brown (Fullerton) Irvine, Cal., May 28, 1976.
Javelin throw—83.22 (273-0)—Mark Murro (Mesa, Ariz.) Garden City, Kan., Apr. 9, 1968.
Hammer throw—57.28 (187-11)—Casey Ballway (Fullerton) Fresno, Cal., May 12, 1973.
Triple jump—16.08 (52-9)—Michael Marlow (Cosumnes River) Fresno, Cal., May 8, 1976.

RELAYS

440-yard—39.8—San Jose CC (Horace Berry, Millard Hampton, Jim Douglas, Stan Fincher) Bakersfield, Cal., May 29, 1976.
880-yard—1:24.1—Merritt (Norbert Payton, Henry Stuckey, Larry Glenn, Warren Edmonson) Cupertino, Cal., Apr. 26, 1969.
One-mile—3:08.2—Merritt (Larry Glenn, Henry Stuckey, Warren Edmonson, Lamont Jackson) Cupertino, Cal., Apr. 26, 1969.
Two-mile—7:29.3—L. A. Pierce (Biff Newman, Terry Tubb, Paul Myers, Robert Hansen) Fresno, Cal., May 13, 1967.
Four-mile—16:41.1—Allegheny (George Vogel, Carlos Medina, Tim Frye, Lennie Krichko) Knoxville, Tenn., Apr. 15, 1977.
Sprint medley—3:19.7—Essex County (Lawrence Brown, Alfred Daley, Horace Tuitt, Ainsley Armstrong) Gainesville, Fla., May 30, 1973.
Distance medley—9:50.8—Fullerton (Barry Hyde, Jon Albrecht, Phil Wingard, Jose Saavedra) Walnut, Cal., Apr. 23, 1976.
480-yard shuttle hurdle—59.1—Fullerton (Jeff Schreengost, John Stroot, Bryan Poland, Warm Kinsman) Bakersfield, Cal., Apr. 22, 1972.

National High School Records

These are accepted as national records by the Records Committee of the National Federation of State High School Associations.

RUNNING EVENTS

100-yard—9.0—Houston McTear (Baker HS, Fla.) Winter Park, Fla., 1975.
220-yard—20.5—Dwayne Evans (South Mountain HS, Phoenix, Ariz.) Glendale, Ariz., 1976.
440-yard—45.8—Ronald Ray (Ferguson HS, Newport News, Va.) Charlottesville, Va., 1972.
880-yard—1:48.8—Richard Joyce (Sierra HS, Whittier, Cal.) Bakersfield, Cal., 1965.
One-mile—3:58.3—James Ryan (Wichita East HS, Kan.) Wichita, Kan., 1965.
Two-mile—8:41.5—Steve Prefontaine (Marshfield HS, Coos Bay, Ore.) Corvallis, Ore., 1969.

HURDLES

120-yard high—12.9—Renaldo Nehemiah (Scotch Plains Fanwood HS, Scotch Plains, N.J.) Jamaica, N.Y., 1977.
180-yard low—18.1—Steve Caminiti (Crespi Carmelito HS, Encino, Cal.) Encino, Cal., 1964; Donald Castronovo (Oceanside HS, N.Y.) Ithaca, N.Y., 1964; Earl McCulloch (Polytechnic HS, Long Beach, Cal.) Norwalk, Cal., 1964.

330-yard intermediate—35.9—William Blessing (Hillcrest HS, Dallas, Tex.) Dallas, Tex., 1974.

FIELD EVENTS

High jump—2.21 (7-3¼)—Gail Olson (Sycamore HS, Ill.) Charleston, Ill., 1977.
Pole vault—5.13 (16-10)—Randy Hall (Calhoun HS, Port Lavaca, Tex.) Klein, Tex., 1977.
Long jump—7.86 (25-9½)—Gerald Hardeman (Edison HS, Fresno, Cal.) Porterville, Cal., 1972.
Shot put—22.03 (72-3¼)—Sam Walker (W. W. Samuel HS, Dallas, Tex.) Corpus Christi, Tex., 1968.
Discus throw—61.34 (201-3)—Christopher James Adams (Los Altos HS, Cal.) Berkeley, Cal., 1970.
Javelin throw—77.70 (254-11)—Russell Francis (Pleasant Hill HS, Ore.) Pleasant Hill, Ore., 1971.
Triple jump—16.01 (52-6¼)—David Tucker (San Joaquin Mem. HS, Fresno, Cal.) Bakersfield, Cal., 1970.

RELAYS

440-yard—40.2—Lincoln HS, Dallas, Tex. (Delley, G. Pouncy, J. Pouncy, Shaw) Austin, Tex., 1970.
880-yard—1:25.4—White Plains HS, N.Y. (Jackson, James, Reed, Hill) Jamaica, N.Y., 1966.
One-mile—3:11.8—Memorial HS, Houston, Tex. (Bouche, Bradley, Brents, Morton) Baytown, Tex., 1967; Killian HS, Miami, Fla. (Anderson, Black, Thompkins, Thompson) Gainesville, Fla., 1969.
Two-mile—7:41.9—Proviso West HS, Hillside, Ill. (Mentz, Jakosa, Bowman, Grant) Glen Ellyn, Ill., 1965.
Sprint medley—3:23.3—Memorial HS, Houston, Tex. (Corson, Brake, Brents, Morton) Houston, Tex., 1967.

NATIONAL JUNIOR COLLEGE CHAMPIONSHIPS

Essex Enjoys Championship Role; Three Records Spark Repeat Victory

By **GEORGE E. KILLIAN**

Executive Director, National Junior College Athletic Association

Essex County College of Newark, New Jersey, won its second consecutive track and field championship at the 37th running of the NJCAA Track and Field Championships at Pasadena, Texas. Essex County College far outdistanced runner-up Mesa Community College of Mesa, Arizona, bridesmaid at the meet a second straight year.

Four meet records were broken during the 1977 championships.

Kerry Bethel of Essex County eclipsed the standard in the 110-meter high hurdles as he scored 22½ points, gaining honors as high point athlete among the 600 contestants at the meet. In addition to the record-setting victory, Bethel was the first one across the finish line in the 440-yard intermediate hurdles event.

Two others from the winning squad broke existing standards. Gideon Teror, the only individual repeat champion, covered 800 meters in 1:49.71; and Maxwell Peters triple jumped a record 52-7¾. James Mallard of Hillsborough Community College accounted for the fourth record, running the 200-meter dash in 20.41.

Essex County successfully defended its two relay titles; Essex quartets have won both relays the last three years and the mile event repeatedly since 1972.

37th NJCAA Championships

SCORING—Essex County 93, Mesa 45, New Mexico 44, Central Arizona 34, Pima 26, Lane 22, Faulkner St. 21, Hillsborough 20, Hagerstown 19, Bishop St. 18, Golden Valley Lutheran 18, Meramec 18, Miami-Dade North 17, Manhattanville 14, C.S. Mott 14, Allegheny 12, Miami-Dade South 12, Odessa 12, Ricks 12, Camden County 10, Jackson 10, Phoenix 10, SW Michigan 8, Southern Idaho 8, DuPage 7, Seminole 7, Dixie 6, Eastern Okla. 6, Glendale 6, Grand Rapids 6, Linn-Benton 6, Ranger 6, South Plains 5, Brevard 4, Catonsville 4, DeKalb Central 4, Dodge City 4, Iowa Lakes 4, Rochester 4, Wharton County 3, Allen County 2, Barton County 2, Cloud County 2, Florida 2, Garden City 2, Laredo 2, Joliet 2, North Dakota Science 2, San Jacinto 2, Hutchinson 1, Montgomery 1, Santa Fe 1.

100—Mallard (Hi) 10.41, Johnson (CSM), Banks (Lan), Husbands (EC), Muhammad (EC); **200**—Mallard (Hi) 20.41, Husbands (EC), Muhammad (EC), Muhammad (EC), Perry (Mes), Crain (Ma), Taylor (MDN); **400**—Coombs (EC) 46.20, Walton (CA), Clark (BS), Young (Ro), Paul (EC), Carter (Mes); **800**—Teror (EC) 1:49.71, Bond (SI), Petre (GVL), Hymon (Mes), Rous (BC), Langford (EC); **1500**—Fussell (Ha) 3:47.39, Leyden (FS), Karasiewicz (GR), Martinez (Pi), Ruud (Ri), Mokuu (NM); **5000**—Schemelia (Cam) 14:26.13, Menchaca (Pi), Murphey (EO), Cosgrove (Br), Frazier (SWM), Zuk (Hu); **10,000**—Fitzgerald (Ja) 30:40.20, Baker (GVL), Heath (CSM), Trapani (SWM), Coffman (Alleg), Caney (Pi); **110-HH**—Bethel (EC) 13.95, Jenkins (Mer), Martin (O), Christian (CAT), Driver (Lar), Scott (MDN); **440-H**—Bethel (EC) 51.83, Franklin (Ha), Garmon (FS), Oneal (O), Fenzau (SE), Crowell (NM); **3000-M STEEPLE**—Korir (Alleg) 9:00.28, Menchaca (Pi), Johnson (NM), Owen (Lan), McQueen (SWM), Gentry (FS).

HJ—Brown (MDS) 7-2, Devries (NM), Paskett (Di), Fyler (Do), Bray (Allen), Brightmon (SF); **LJ**—Hanna (MDN) 25-6¾, Agbebaku (NM), Wallace (Ra), Neal (MDN), Martin (Jo), Onwali (Hi); **PV**—Pilla (Mer) 16-6, Morgan (CA), Wilson (SP), Kammer (Se), Akers (SI), Mason (CA); **SP**—Chew (Mes) 55-2¾, Holmes (CA), Maher (GI), Sorenson (GVL), Graham (E), Pitts (Lan); **DISC**—Chew (Mes) 174-4, Holmes (CA), Baker (Ri), Whillittle (LI), Robinette (GC), Keeran (Lan); **JAV**—Giltner (Ph) 229-1, Moulder (BS), Cliver (LB), Lester (Pi), Shaffer (NDS), Julbert (Mo); **TJ**—Peters (EC) 52-7¾, Agbebaku (NM), Wynn (FS), Howard (De), Brown (MDS), Malke (Du).

RELAYS—440—Essex County 40.55, Mesa, Manhattan, Bishop St., Odessa, Miami-Dade North. 3:10.51, Mesa, Manhattan, Bishop St., Odessa, Miami-Dade North.

McTear's Record Dash At 100 Meters Highlights California CC Competition

By **BOB COVEY**
Track Coach, Bakersfield College

It was a night for record breaking as seven state meet standards were set, San Jose equaled its meet and national record in the 440 relay and Santa Monica's Houston McTear tied the fastest electric-timed 100 meters in the world this year with a 10.18.

Bakersfield's Memorial Stadium was the site, and 5,000 fans enjoyed the show which included the first ever win by Palomar in the 27-year history of the meet.

New state marks in field events came from Chaffey's Marcus Jennings with a 25-9¼ long jump, Palomar's Luc Laperriere at 266-8 in the javelin, Charles Brown of El Camino who won the pole vault from Steve Oravetz of West Valley on the miss rule at 16-11¾ and San Jose's Dave Laut with a 60-10¾ shot put.

Shannon Laird of Palomar set a record with a runaway 8:53.2 steeplechase win, despite falling on the final water jump; and Foothill's Steve Chepkwony recorded 46.76 for the 400 sprint, to go along with McTear's record-breaking 100.

San Jose ran 39.81 in the 440 relay to match the mark its quartet set in '76.

Houston McTear won the outstanding athlete trophy for his 100-meter show, which was hand-timed in 10.0.

California CC Championships

SCORING—Palomar 48, Grossmont 42, San Jose 42, Bakersfield 32½, Pasadena 31, Fullerton 29, Long Beach 26, West Los Angeles 26, San Mateo 22½, El Camino 22, Alameda 21, Mt. SAC 19, Skyline 18, Foothill 16, Santa Rosa 15, San Diego Mesa 14½, Fresno 14½, Compton 13, East Los Angeles 12, American River 11, Chaffey 10, Citrus 10, Oxnard 10, Santa Monica 10, Porterville 9, Cosumnes River 8, Lanez 8, West Valley 8, Canyons 6, San Francisco 6, Diablo Valley 4, Ventura 4, Cuesta 4, Chabot 3, Monterey Peninsula 3, Moorpark 3, Saddleback 2½, L. A. Valley 2, Antelope Valley 2, De Anza 1, Modesto 1.

100—McTear (SMo) 10.18, Mullins (WLA), Carr (Co), Berry (SJ), McRae (Chab); **200**—Mullins (WLA) 20.80, Walker (La), Ware (CR), Rachel (SJ), Wright (Pas), Jackson (Al); **400**—Chepkwony (Fo) 46.76, Mayweather (Al), Michens (Al), Harris (V), Riggins (G), Harvey (SJ); **800**—Costa (Fu) 1:48.2, Tyler (MSA); **SP**—Laut (SJ) 60-10¾, Summers (Pas), Fuller (LB), Logsdon (Fu), Tafrales (SMa), Stuart (DA); **DISC**—Fuller (LB) 169-1, Turton (Po), Fuller (LB), Lettow (G), Tafrales (SMa), Johns (Sk); **JAV**—Laperriere (Pal) 266-8, Petranoff (Pal), Booth (MSA), Johnston (MSA), Hart (SJ), Finke (Mod); **TJ**—Riley (Pas) 50-8¾, Tate (Fr), DeFrance (B), Halcomb (LB), Moreno (SJ), Johnson (MP).

HJ—Ward (B) 7-0, Turner (SF), Johnson (Ci), Joseph (EC), Gibbs (SJ), Reinhart (SDM), Henderson (B); **LJ**—Jennings (Chaf) 25-9¼, Jones (ELA), Armour (SDM), Peterson (SMa), McRae (Chab), Mitchell (Pas); **PV**—Brown (EC) 16-11¾, Steve Oravetz (WV), Warner (EC), Foster (Sa), Reyes (Fr), Black (SMa); **400-H**—Strong (Pas) 51.3, Pratt (B), Young (Co), Richardson (SR), Hicks (Sk), Smith (Sk); **3000-M STEEPLE**—Laird (Pal) 8:53.2, Weed (AR), Brennamen (Ca), LeBold (G), Watkins (MP), Leano (Po).

RELAYS—**440**—San Jose (Jones, Rachel, Berry, Meriweather) 39.81, West Los Angeles, Alameda, Diablo Valley, Palomar, Compton; **MILE**—Grossmont (Wilson, Gillett, Evans, Riggins) 3:11.8, Skyline, Foothill, San Jose, Los Angeles Valley, Fullerton.

Compiled by NATIONAL FEDERATION OF STATE HIGH SCHOOL ASSOCIATIONS

Performances made by eligible high school athletes whose schools are members of their state high school athletic association. Performances must be made in a sanctioned high school meet involving five or more schools. In the running events, performances must be winning efforts and without wind assistance.

100-YARD DASH		MILE RUN	
Name, School	Best Mark	Name, School	Best Mark
Williams, Columbia, West Columbia, Tex.	9.2	Stillman, Willow Glen, San Jose, Cal.	4:06.9
Nehemiah, Scotch Plains, N.J.	9.4	Lakeman, South, Eugene, Ore.	4:06.9
Williams, Princess Ann, Virginia Beach, Va.	9.4	Ross, Serra, San Mateo, Cal.	4:08.2
Fields, Woodson, D.C.	9.4	Christensen, Edison, Huntington Beach, Cal.	4:08.5
Ingram, Hillcrest, Dallas, Tex.	9.4	Hicks, Sandburg, Orland Park, Ill.	4:08.6
Daley, Kennedy, Sacramento, Cal.	9.5	Jones, Ramsey, N.J.	4:09.5
Deal, Aberdeen, Md.	9.5	Camien, Sewanhaka, Floral Park, N.J.	4:10.2
Farris, Franklin Co., Winchester, Tenn.	9.5	Anderson, Jay, San Antonio, Tex.	4:11.3
Jackson, Sherman, Tex.	9.5	Fricker, Hemet, Cal.	4:11.3
Kelly, Westfield, N.J.	9.5	McDaniel, Cox, Virginia Beach, Va.	4:11.8
Kerr, Snook, Tex.	9.5		
Mosley, Humble, Tex.	9.5	TWO-MILE RUN	
Mohammed, Sterling, Baytown, Tex.	9.5	Scharsu, Fitch, Youngstown, O.	8:45.8
Walker, North, Akron, O.	9.5	Graves, Sandburg, Orland Park, Ill.	8:51.9
White, Eastern, D.C.	9.5	Assuma, Eisenhower, Rialto, Cal.	8:52.9
Williams, Chatsworth, Cal.	9.5	Hoffman, St. Petersburg, Fla.	8:53.1
Young, Temple, Tex.	9.5	Ortiz, Kennedy, Barstow, Cal.	8:55.4
Youngs, St. Martin, Detroit, Mich.	9.5	McHesney, South, Eugene, Ore.	8:57.7
		Fricker, Hemet, Cali.	8:59.3
220-YARD DASH		Carter, Lakeview, St. Clair Shores, Mich.	9:00.4
Williams, Columbia, West Columbia, Tex.	20.8	Fox, Martinsburg, W.V.	9:01.5
Wyatt, Oak Ridge, Orlando, Fla.	20.8	Alvarez, Valley, Coachella, Cali.	9:03.0
Sanford, Pasadena, Cal.	20.8	Berry, Redwood, Larkspur, Cali.	9:05.0
Nehemiah, Scotch Plains, N.J.	20.9		
Walker, North, Akron, O.	20.9	120-YARD HIGH HURDLES	
Walker, North, Akron, O.	21.1	Nehemiah, Scotch Plains, N.J.	12.9
Williams, Chatsworth, Cal.	21.1	Lankford, Farmingdale, N.Y.	13.5
Brown, Bethel, Hampton, Va.	21.1	Mosley, Humble, Tex.	13.6
Russell, Patrick Henry, San Diego, Cal.	21.2	Parker, Athens, Ala.	13.6
		Boutte, New Iberia, La.	13.7
440-YARD DASH		Lewis, Ball, Galveston, Tex.	13.7
Tufariello, Hewlet, N.Y.	46.5	Morris, Jones, Houston, Tex.	13.7
Sanford, Pasadena, Cali.	46.6	Cockrell, Killeen, Tex.	13.7
Walker, North, Akron, O.	46.8	Butler, Little Rock, Ark.	13.7
Williams, South Oak Cliff, Dallas, Tex.	47.0	Johnson, Gardena, Cal.	13.7
Williams, Chatsworth, Cal.	47.0	Holloway, Linden-McKinley, Columbus, O.	13.7
Hagan, Kettering, Detroit, Mich.	47.1		
Claypool, Kaneland, Maple Park, Ill.	47.2	180-YARD LOW HURDLES	
Patterson, Bethel, Hampton, Va.	47.2	Boutte, New Iberia, La.	18.6
Jones, Maryvale, Phoenix, Ariz.	47.3	Poe, Little Rock, Ark.	18.8
Curry, Donegal, Mt. Joy.	47.4	Holloway, Linden-McKinley, Columbus, O.	18.9
McCoy, Seabreeze, Daytona Beach, Fla.	47.5	Chavis, Grimsley, Greensboro, N.C.	19.0
Huddleston, Clyde, Tex.	47.6	Kerr, Smith-Cotton, Sedalia, Mo.	19.1
		Robinson, Parkway North, St. Louis, Mo.	19.1
880-YARD RUN			
Ayoub, Peoria, Ill.	1:48.9	330-YARD INTERMEDIATE HURDLES	
Walters, Estancia, Costa Mesa, Cal.	1:49.4	Washington, Bethel, Hampton, Va.	36.7
Martin, Memorial, Evansville, Ind.	1:50.9	Daniels, Killian, Miami, Fla.	36.7
Schaer, Crescent Valley, Corvallis, Ore.	1:51.8	Thomas, South Park, Beaumont, Tex.	36.8
Mays, Hereford, Tex.	1:52.0	Sykes, Litchfield, Mich.	36.9
Jones, Ramsey, N.J.	1:52.2	Lewis, Ball, Galveston, Tex.	37.0
Hobart, Port Isabel, Tex.	1:52.2	Nehemiah, Scotch Plains, N.J.	37.0
Verburg, Ford, Sterling Heights, Mich.	1:52.2	Robinson, Livingston, Tex.	37.1
Lakeman, South, Eugene, Ore.	1:52.2	Person, Painfield, N.J.	37.1
Kingsland, El Modena, Orange, Cal.	1:52.3	Lowe, Aloha, Beaverton, Ore.	37.1
		Janusz, Gerard, Phoenix, Ariz.	37.5

POLE VAULT

Hall, Calhoun, Port Lavaca, Tex.	16-10
Curran, Crespi, Encino, Cal.	16-3¼
Sidler, Villa Park, Cal.	16-3¼
Lankford, Taylor, Tex.	16-2
Duhon, Brenham, Tex.	15-9
Crane, Douglas, Portland, Ore.	15-8
Buckingham, Gardner, Kan.	15-6½
Raymond, Fremont, Neb.	15-6½
Binau, Upper Sandusky, O.	15-6¼
Friend, Germantown, Tenn.	15-6¼
Sanders, Donna, Tex.	15-6
Bailey, Oak Ridge, Orlando, Fla.	15-6
Johnson, Gardena, Cal.	15-6
Pierce, Sanger, Cal.	15-6
Rakhshani, Edison, Huntington Beach, Cal.	15-6
Fernside, Del Mar, San Jose, Cal.	15-6

HIGH JUMP

Olson, Sycamore, Ill.	7-3
Smith, Santa Monica, Cal.	7-2
Woodard, New Albany, Ind.	7-1¼
Meyer, Fremont, Neb.	7-1
Carr, St. Joseph, Metuchen, N.J.	7-4
Sunstrum, Pearce, Richardson, Tex.	7-¼
Carey, Nanuet, N.Y.	7-¼
Cuba, Gilmer, Tex.	7-0
Hice, Oakland, Cal.	7-0
Link, Kennedy, Sacramento, Cal.	7-0
Jones, East Brunswick, N.J.	7-0
Holland, Willingboro, N.J.	7-0
Bryant, Bellbrook, O.	7-0
Becton, Salem, Comwell Heights, Pa.	7-0

LONG JUMP

Durham, Oakland, Cal.	25-¾
Butler, Fremont, Los Angeles, Cal.	24-11¾
Nehemiah, Scotch Plains, N.J.	24-11½
Artis, R. L. Fike, Wilson, N.C.	24-8
Jones, Kennedy, Barstow, Cal.	24-7½
Sutton, Ector, Odessa, Tex.	24-7¼
Bell, Middletown, O.	24-6¾
Manley, Lake Wales, Fla.	24-25¼
Alexander, Roosevelt, Fresno, Cal.	24-4
Scott, Los Angeles, Cal.	24-4
Bettes, Channelview, Tex.	24-3
Stauch, Grants Pass, Ore.	24-3

TRIPLE JUMP

Artis, R.L. Fike, Wilson, N.C.	51-5½
Williams, Oceanside, El Camino, Cal.	51-2½
Davis, Beaumont, St. Louis, Mo.	50-7½
Tucker, Central, Lockport, Ill.	49-7¾
Tyler, Washington, Los Angeles, Cal.	49-5¾
Luty, Central Catholic, Portland, Ore.	49-3¼
Williams, Wilson, Tacoma, Wash.	49-2
Owalabi, Sleepy Hollow, Tarrytown, N.Y.	49-1¼
Lee, University City, Mo.	49-½
Hatfield, Liberty, Pa.	49-0
Benson, Lutheran, Los Angeles, Cal.	48-11¾
Cousins, Hermitage, Richmond, Va.	48-9¾
Stringfellow, Bloom, Chicago Heights, Ill.	48-8½
Eddings, Roosevelt, Fresno, Cal.	48-8

SHOT PUT

Goldsmith, Mt. Tahoma, Tacoma, Wash.	68-8½
Lanier, Franklin, Columbus, O.	66-5¼
Taylor, Longview, Tex.	66-3
Carter, Jefferson, Dallas, Tex.	65-11
Luckie, Ft. Pierce, Central, Fla.	65-4
Maciejczyk, Bethel Park, Pa.	64-1½
Scheetz, Franklin, Wis.	63-8
Finley, Wyandotte, Kansas City, Kan.	63-3
Lee, Highland Park, N.J.	62-10
Locke, Davis, Bloomfield, Iowa	62-9¾

SHOT PUT—cont.

Name, School	Best Mark
Graham, Leland, San Jose, Cal.	62-6
Polley, Sunny Hills, Fullerton, Cal.	62-4¼
Messenger, Highland, Sacramento, Cal.	62-4

DISCUS

Luckie, Fort Pierce, Central, Fla.	200-5
Friedeman, Great Bend, Kan.	198-11
Finley, Wyandotte, Kansas City, Kan.	198-9
Taylor, Longview, Tex.	192-11
Austin, Westminster, Colo.	192-5
Headly, Marshall, San Antonio, Tex.	191-8
Gauthier, Valhalla, El Cajon, Cal.	191-2
Thomson, Santa Ynez, Cal.	190-0
Hunter, Burges, El Paso, Tex.	189-7
Parath, Atwater, Cal.	189-7
Warren, Phillips, Birmingham, Ala.	188-6
Korshoj, Fremont, Neb.	188-4
Swan, Glide, Ore.	188-1

JAVELIN

Meyer, Lexington, Mass.	224-2
Orndoff, Medford, Ore.	223-1
Lovell, Newberg, Ore.	220-7
Pahlke, Douglas, Portland, Ore.	218-10

440-YARD RELAY

Garland, Tex.	41-0
Sterling, Houston, Tex.	41-1
Santa Ana Valley, Cal.	41-1
Pasadena, Cal.	41-2
Bonham, Tex.	41-4
Temple, Tex.	41-5
Greenville, Tex.	41-5
Carter, Dallas, Tex.	41-6
Lake Charles, La.	41-6
Arkadelphia, Ark.	41-8

880-YARD RELAY

Richmond County, Rockingham, N.C.	1:26.3
Carver, New Orleans, La.	1:26.4
Oak Ridge, Orlando, Fla.	1:26.4
Roosevelt, Gary, Ind.	1:26.6
Bartow, Fla.	1:26.7
Little Rock, Ark.	1:26.9
Bethel, Hampton, Va.	1:27.1
Woodsen, Washington, D.C.	1:27.1
Sterling, Houston, Tex.	1:27.4
Harrisburg, Pa.	1:27.5
Westfield, N.J.	1:27.5
Kettering, Detroit, Mich.	1:27.7

MILE RELAY

Pasadena, Cal.	3:13.7
Yates, Houston, Tex.	3:13.8
Woodsen, Washington, D.C.	3:13.8
Branham, Tex.	3:14.8
Temple, Tex.	3:14.8
Bethel, Hampton, Va.	3:15.1
North Central, Indianapolis, Ind.	3:15.3
McKinley, Washington, D.C.	3:15.5
Banning, Los Angeles, Cal.	3:15.6
Forest City, Ark.	3:15.8
Washington, Phoenix, Ariz.	3:15.9

TWO MILE RELAY

East St. Louis Senior, East St. Louis, Ill.	7:42.9
Coatesville, Pa.	7:44.3
West, Davenport, Iowa	7:47.0
Rockhurst, Kansas City, Mo.	7:49.4
University City, Mo.	7:52.5
East, Des Moines, Iowa	7:52.6
Arlington, Poughkeepsie, N.Y.	7:53.8

A TRADITION IN SPORTS

NCAA GUIDES & RULES

For more than three quarters of a century, official NCAA guides and rules books have provided college sports fans with the best reading for all seasons. Among these 17 NCAA publications are to be found these unique features:

- national previews in each guide
- district outlooks for football, basketball and baseball
- all-America selections in eight sports
- rules for 10 NCAA sports
- unusual action photography
- record performances
- NCAA championships results
- conference standings
- conference championships results
- game-by-game scores
- upcoming schedules
- swimming and wrestling records
- football bowl coverage
- soccer and hockey officials lists
- feature material on cover athletes
- special awards and committee listings
- scholastic sections in six guides

1977 PUBLICATIONS SCHEDULE

Title	Price	Month Available
1977 FOOTBALL RULES & INTERPRETATIONS	\$2.00	APRIL
1977 WATER POLO RULES	\$1.00	APRIL
1977 READ-EASY FOOTBALL RULES	\$1.00	MAY
1977 SOCCER GUIDE	\$2.00	JUNE
1978 BASKETBALL RULES	\$1.00	JUNE
1977 NCAA FOOTBALL RECORDS	\$2.00	JULY
1978 READ-EASY BASKETBALL RULES	\$1.00	JULY
1976-77 BASKETBALL SCORES	\$1.00	AUGUST
1977 FOOTBALL GUIDE	\$2.00	AUGUST
1978 SWIMMING GUIDE	\$2.00	SEPTEMBER
1978 WRESTLING GUIDE	\$2.00	SEPTEMBER
1978 ICE HOCKEY GUIDE	\$2.00	SEPTEMBER
1978 BASKETBALL GUIDE	\$2.00	OCTOBER
OFFICIAL BASKETBALL SCOREBOOK	\$2.00	OCTOBER
1978 SKIING RULES	\$1.00	NOVEMBER
1978 TRACK & FIELD GUIDE	\$2.00	DECEMBER
1978 BASEBALL GUIDE	\$2.00	DECEMBER

NATIONAL COLLEGIATE ATHLETIC ASSOCIATION
BOX 1906, SHAWNEE MISSION, KS 66222